

Application must be completed on line. Please read the below instructions carefully.

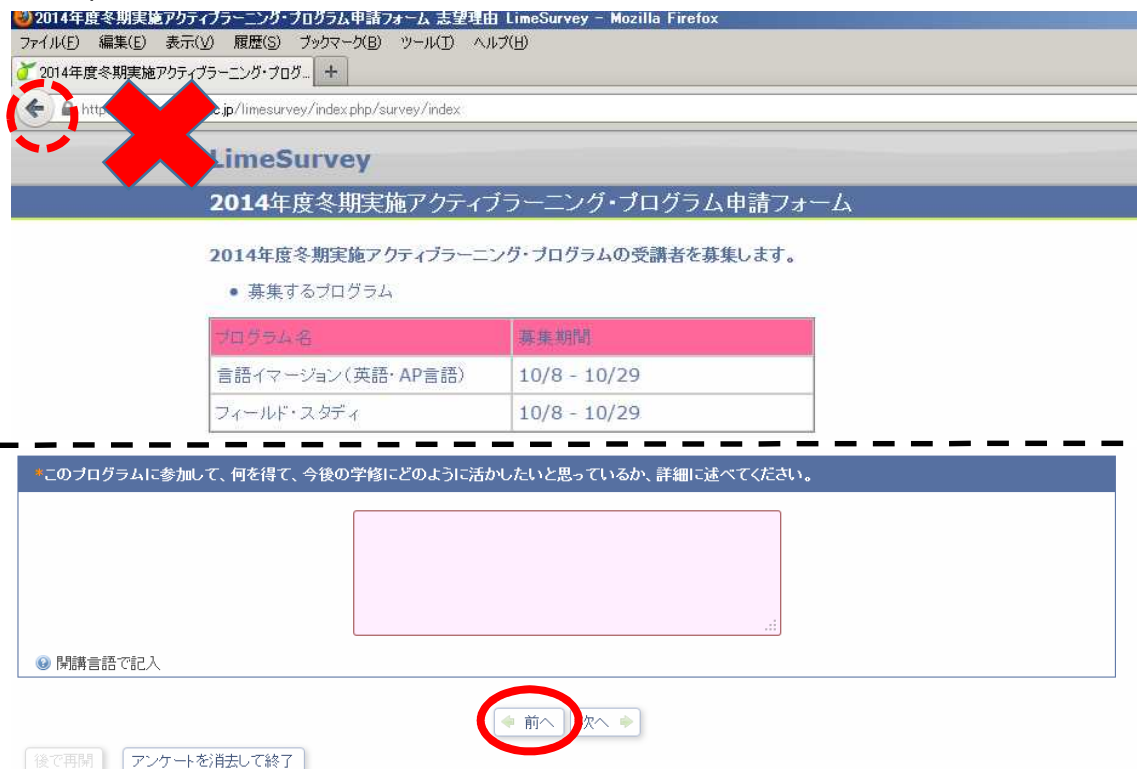
1. Documents to prepare (Mandatory information)

The following information will be asked during the application process.

- Passport Information
(For those who do not have a passport, estimate date you will receive a passport will be asked.)
- Resident Card Information (for non-Japanese students only)
Date of expiration will be asked.
- Application Essay
As you will be asked to write up to 300 words, it is highly recommended to prepare an essay before you enter your application.

2. Important Notes

- ① Do not click browser's back button. Use "Previous" button on the bottom of the screen to go back to the previous screen.



Click this button

② Face and Passport picture

- Face photo file name must be in the following format: "Student ID No. __Name in alphabet_photo "

Example : 12345678_RitsumeiHanako_photo.jpg

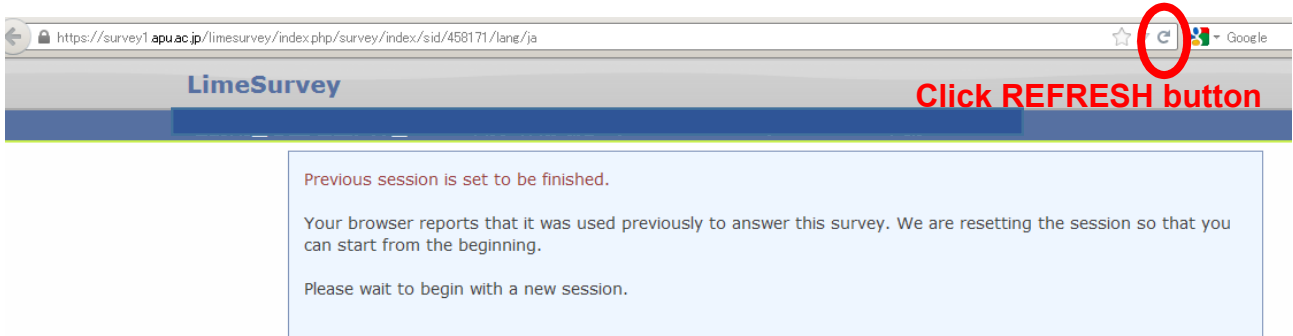
- Passport file name must be in the following format: **“Student ID No.__Name in alphabet_passport ”**

Example : 12345678_RitsumeiHanako_passport.jpg

- ③ If you want to apply to more than one program, please submit a separate application for each program.

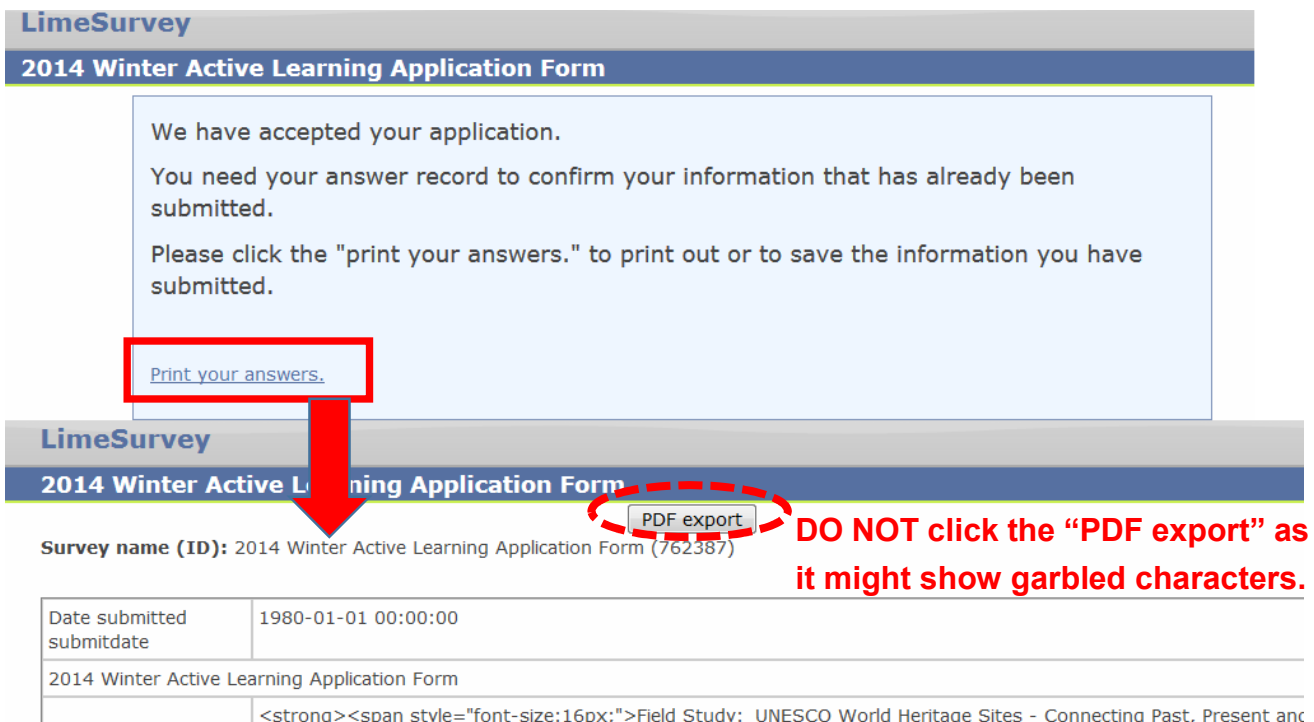
When applying for multiple applications through the same internet browser, below caution message may appear.

You will see new application screen by clicking REFRESH button.



- ④ Make sure to save your application data. You need answer record to confirm your information that has already been submitted in the application.

Click the “Print your answers.” to print our or to save the information you have submitted.



We recommend you to print out or take a screen shot of this page instead.