

APU Japanese Pre-enrollment Assignment

Examination Number								College	<input type="checkbox"/> APS <input type="checkbox"/> APM
Name	Family Name			First Name					

! IMPORTANT !

All English-Basis Students are required to take Japanese Placement Test.

Please check your Orientation Schedule for more details after your arrival.

Contents

Introduction (p3-p4)

Foundation part (p5-p17)

Introduction

Dear future APU students,

First let us offer our heartfelt congratulations to you on your successful enrollment in Ritsumeikan Asia Pacific University (hereafter APU). No doubt you may have some concerns about your new life in Japan, but at the same time we imagine you are also very excited about coming here to study. APU awaits your arrival.

I am writing to you today with some information regarding preparatory Japanese studies. Now there are only a few months left before you come to Japan. We urge you to study Japanese intensively with the following two kinds of material.

- (1)「APU Japanese Pre-enrollment Assignment」 (THIS ONE)
- (2)Japanese Language Learning Support Application 「TOBIRA」
→App Store : <https://apps.apple.com/app/tobira/id1521280797>
→Google Play : <https://play.google.com/store/apps/details?id=tobira.defac2standard&hl=en>

The goals to meet during the time leading up to your departure are as follows:

- 1) Those who **cannot read hiragana**, please study all the hiragana characters in the section entitled “Japanese Syllables” <TOBIRA Application>, to the extent that you recognize them all.
- 2) Those who **can read hiragana**, please study all the sections in Part I (Katakana, Numbers, Time, Money, Calendar, Simple greetings) <TOBIRA Application>. After finishing study the sections in Part I <TOBIRA Application>, please try Foundation part in this assignment for writing practice.

Accessibility of the online materials

The video materials are expected to provide more verbal and non-verbal information. You can also access this facility and learn Japanese online anytime from anywhere in the world.

Please refer to “How to access the Video Itsutsu no Tobira” for information regarding access.

How to access the Video Itsutsu no Tobira

Visit the APU Academic website

<https://cleacapu.wixsite.com/tobira>

Support

If you have any problems during your online studies, you may contact the APU 'SUPPORT'. This support team consists of Japanese teachers and academic affairs staff. Support members will gladly help you with anything concerning:

- Issues on Japanese (the content of the TOBIRA Application, how to study Japanese, how to access it online and so on)
- Campus life at APU
- Beppu City
- Japanese customs and culture

Please contact the following SUPPORT staff at APU if you have any questions or problems. We will be very happy to assist you.

Contact:

Name	E-mail
Academic Office	cleac@apu.ac.jp

We look forward to meeting you very soon on campus.

Yours sincerely,
TERAJIMA, Hiromichi

Director of the Japanese Language Program
Center for Language Education
Ritsumeikan Asia Pacific University

Practice sheet: Hiragana

Foundation part ひらがな(Hiragana)

Use TOBIRA Application when you practice. You can see how to write Hiragana character on the web.

あ	い	う	え	お
a	i	u	e	o
か	き	く	け	こ
ka	ki	ku	ke	ko
さ	し	す	せ	そ
sa	shi	su	se	so
た	ち	つ	て	と
ta	chi	tsu	te	to
な	に	ぬ	ね	の
na	ni	nu	ne	no
は	ひ	ふ	へ	ほ
ha	hi	fu	he	ho
ま	み	む	め	も
ma	mi	mu	me	mo
や		ゆ		よ
ya		yu		yo
ら	り	る	れ	ろ
ra	ri	ru	re	ro
わ				を
wa				wo
ん				
/N/				
が	ぎ	ぐ	げ	ご
ga	gi	gu	ge	go
ざ	じ	ず	ぜ	ぞ
za	ji	zu	ze	zo
だ	ぢ	づ	で	ど
da	ji	zu	de	do
ば	び	ぶ	べ	ぼ
ba	bi	bu	be	bo
ぱ	ぴ	ぷ	ぺ	ぽ
pa	pi	pu	pe	po

きゃ	きゅ	きょ
kya	kyu	kyo
しゃ	しゅ	しよ
sya	syu	syo
ちゃ	ちゅ	ちよ
cya	cyu	cyo
にゃ	にゅ	によ
nya	nyu	nyo
ひゃ	ひゅ	ひよ
hya	hyu	hyo
ぎゃ	ぎゅ	ぎょ
gya	gyu	gyo
じゃ	じゅ	じよ
ja	ju	jo
びゃ	びゅ	びよ
bya	byu	byo
ぴゃ	ぴゅ	ぴよ
pya	pyu	pyo

I . Hiragana Lesson 1

Write Hiragana as in the example. Fill in all blanks.

a	あ ^① あ ^② あ ^③ e.g.	あ	あ	あ			
i	い ^① い ^②	い					
u	う ^① う ^②	う					
e	え ^① え ^②	え					
o	お ^① お ^② お ^③	お					
ka	か ^① か ^② か ^③	か					
ki	き ^① き ^② き ^③ き ^④	き					
ku	く ^① く	く					
ke	け ^① け ^② け ^③	け					
ko	こ ^① こ ^②	こ					
sa	さ ^① さ ^② さ ^③	さ					
shi	し ^① し	し					
su	す ^① す ^②	す					
se	せ ^① せ ^② せ ^③	せ					
so	そ ^① そ	そ					

ta	た ^① た ^② た ^③ た ^④	た					
chi	ち ^① ち ^②	ち					
tsu	つ ^① つ	つ					
te	て ^① て	て					
to	と ^① と ^②	と					
na	な ^① な ^② な ^③ な ^④	な					
ni	に ^① に ^② に ^③	に					
nu	ぬ ^① ぬ ^②	ぬ					
ne	ね ^① ね ^②	ね					
no	の ^① の	の					
ha	は ^① は ^② は ^③	は					
hi	ひ ^① ひ	ひ					
fu	ふ ^① ふ ^② ふ ^③ ふ ^④	ふ					
he	へ ^① へ	へ					
ho	ほ ^① ほ ^② ほ ^③ ほ ^④	ほ					

ma	①ま ②ま ③ま	ま					
mi	①み ②み	み					
mu	①む ②む ③む	む					
me	①め ②め	め					
mo	①も ②も ③も	も					
ya	①や ②や ③や	や					
yu	①ゆ ②ゆ	ゆ					
yo	①よ ②よ	よ					
ra	①ら ②ら	ら					
ri	①り ②り	り					
ru	①る ②る	る					
re	①れ ②れ	れ					
ro	①ろ ②ろ	ろ					
wa	①わ ②わ	わ					
o	①を ②を ③を	を					
n	①ん ②ん	ん					

Exercise

ん	わ	ら	や	ま	は	な	た	さ	か	あ
		り		み	ひ	に	ち	し	き	い
		る	ゆ	む	ふ	ぬ	つ	す	く	う
		れ		め	へ	ね	て	せ	け	え
	を	ろ	よ	も	ほ	の	と	そ	こ	お

(1) Read and say each character horizontally.

(2) Write the Hiragana as in the example.

e.g.ka		①ne		②ni		③u	
④hu		⑤shi		⑥ke		⑦yo	
⑧e		⑨te		⑩ru		⑪wa	

(3) Write Hiragana in order as in the example referring to Hiragana chart.













							a	i	u	e	o
e.g.	お	あ	う	い	え	→	あ	い	う	え	お
①	こ	か	け	き	く	→					
②	せ	す	さ	そ	し	→					
③	て	つ	ち	た	と	→					
④	ね	ぬ	の	に	な	→					
⑤	ひ	ふ	は	ほ	へ	→					
⑥	む	も	み	め	ま	→					
⑦	れ	り	ら	る	ろ	→					

(4) Fill in all blanks of the following Hiragana chart. Choose the appropriate character from .

ん		ら	や	ま		な	た		か	
				み	ひ	に	ち	し		
			ゆ	む	ふ	ぬ	つ	す	く	う
				め				せ	け	え
	を		よ	も		の	と	そ	こ	

い・り・き・さ・お・あ・ね・れ
 る・ろ・は・ほ・わ・へ・て

(5) Read the following each Hiragana word and check the next page.

①dog 	<u>い</u> <u>ぬ</u>	②person 	<u>ひ</u> <u>と</u>
③cloth 	<u>ふ</u> <u>く</u>	④flower 	<u>は</u> <u>な</u>
⑤medicine 	<u>く</u> <u>す</u> <u>り</u>	⑥cattle 	<u>う</u> <u>し</u>
⑦scissors 	<u>は</u> <u>さ</u> <u>み</u>	⑧bird 	<u>と</u> <u>り</u>
⑨cat 	<u>ね</u> <u>こ</u>	⑩room 	<u>へ</u> <u>や</u>
⑪river 	<u>か</u> <u>わ</u>	⑫country 	<u>く</u> <u>に</u>

Answers

- ①inu ②hito ③fuku ④hana ⑤kusuri ⑥ushi ⑦hasami ⑧tori ⑨neko ⑩heya
⑪kawa ⑫kuni



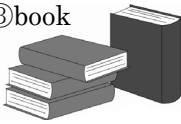

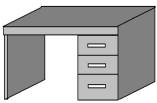







(6) Choose the appropriate one.

- | | | | | | | | | | | | |
|---|----|---|------|------|---|---|----|---|------|------|---|
| ① | sa | { | a. さ | b. き | } | ② | ku | { | a. く | b. へ | } |
| ③ | ri | { | a. い | b. り | } | ④ | i | { | a. こ | b. い | } |
| ⑤ | o | { | a. あ | b. お | } | ⑥ | na | { | a. た | b. な | } |
| ⑦ | te | { | a. て | b. へ | } | ⑧ | to | { | a. と | b. て | } |
| ⑨ | ni | { | a. こ | b. に | } | ⑩ | me | { | a. ぬ | b. め | } |
| ⑪ | ho | { | a. は | b. ほ | } | ⑫ | ha | { | a. ま | b. は | } |
| ⑬ | re | { | a. ね | b. れ | } | ⑭ | ru | { | a. る | b. ろ | } |
| ⑮ | ro | { | a. ち | b. ろ | } | ⑯ | wa | { | a. わ | b. れ | } |

(7) Complete the Hiragana chart.

	わ		や		は		た		か	

(8) Write the following words in Hiragana referring to the Hiragana chart.

①clock 	to · ke · i _____	②fish 	sa · ka · na _____
③book 	ho · n _____	④mountain 	ya · ma _____
⑤desk 	tsu · ku · e _____	⑥chopsticks 	ha · shi _____
⑦chair 	i · su _____	⑧car 	ku · ru · ma _____
⑨umbrella 	ka · sa _____	⑩meat 	ni · ku _____
⑪rain 	a · me _____	⑫shoes 	ku · tsu _____

II. Hiragana Lesson 2

Write Hiragana as in the example. Fill in all blanks.

ga	か ^① か ^② か ^③ か ^④ か ^⑤ e.g.	が	が			
gi	き ^① き ^② き ^③ き ^④ き ^⑤ き ^⑥	ぎ				
gu	く ^① く ^② く ^③	ぐ				
ge	け ^① け ^② け ^③ け ^④ け ^⑤	げ				
go	こ ^① こ ^② こ ^③ こ ^④	ご				
za	さ ^① さ ^② さ ^③ さ ^④ さ ^⑤	ざ				
ji	し ^① し ^② し ^③	じ				
zu	ず ^① ず ^② ず ^③ ず ^④	ず				
ze	せ ^① せ ^② せ ^③ せ ^④ せ ^⑤	ぜ				
zo	そ ^① そ ^② そ ^③	ぞ				
da	た ^① た ^② た ^③ た ^④ た ^⑤ た ^⑥	だ				
ji	ち ^① ち ^② ち ^③ ち ^④	ち				
zu	つ ^① つ ^② つ ^③	づ				
de	て ^① て ^② て ^③	で				
do	と ^① と ^② と ^③ と ^④	ど				

ba	は ^① は ^② は ^③ は ^{④⑤}	ば				
bi	ひ ^① ひ ^{②③} び	び				
bu	ふ ^① ふ ^② ふ ^③ ふ ^④ ふ ^{⑤⑥}	ぶ				
be	へ ^① へ ^{②③}	べ				
bo	ほ ^① ほ ^② ほ ^③ ほ ^④ ほ ^{⑤⑥}	ぼ				
pa	ぱ ^① ぱ ^② ぱ ^③ ぱ ^{④⑤}	ぱ				
pi	ぴ ^① ぴ ^{②③} ぴ	ぴ				
pu	ぷ ^① ぷ ^② ぷ ^③ ぷ ^④ ぷ ^{⑤⑥}	ぷ				
pe	ぺ ^① ぺ ^{②③}	ぺ				
po	ぽ ^① ぽ ^② ぽ ^③ ぽ ^④ ぽ ^{⑤⑥}	ぽ				

Exercise

ば	び	ぶ	べ	ぼ	だ	ぢ	づ	で	ど	ざ	じ	ず	ぜ	ぞ	が	ぎ	ぐ	げ	ご	ん					わ	り	る	れ	を	ら				ろ	や	み	ゆ	め	よ	ま	ひ	む	へ	も	は	に	ぬ	ね	ほ	な	ち	つ	て	の	た	し	す	せ	と	さ	き	く	け	そ	か	い	う	え	こ	あ				お
---	---	---	---	---	---	---	---	---	---	---	---	---	---	---	---	---	---	---	---	---	--	--	--	--	---	---	---	---	---	---	--	--	--	---	---	---	---	---	---	---	---	---	---	---	---	---	---	---	---	---	---	---	---	---	---	---	---	---	---	---	---	---	---	---	---	---	---	---	---	---	--	--	--	---

- (1) Read and say each character horizontally.
 (2) Write the Hiragana as in the example below.

e.g. gi		①do		②pa		③bi	
④ze		⑤be		⑥bu		⑦pe	
⑧pi		⑨go		⑩de		⑪pu	

- (3) Read the following each Hiragana words and check the answers below.

①newspaper 	しんぶん	②telephone 	でんわ
③pot 	なべ	④pencil 	えんぴつ
⑤movie 	えいが	⑥light 	でんき
⑦garbage 	ごみ	⑧apple 	りんご
⑨glasses 	めがね	⑩bank 	ぎんこう

Answers

- ①shinbun ②denwa ③nabe ④enpitsu ⑤eega ⑥denki ⑦gomi ⑧ringo ⑨megane ⑩ginkoo

III. Hiragana Lesson 3

Exercise

- (1) Read aloud Hiragana.
 (2) Write the Hiragana as in the example.

きゃ	きゅ	きよ
しゃ	しゅ	しよ
ちゃ	ちゅ	ちよ
にゃ	にゅ	によ
ひゃ	ひゅ	ひよ
ぎゃ	ぎゅ	ぎよ
じゃ	じゅ	じよ
びゃ	びゅ	びよ
ぴゃ	ぴゅ	ぴよ

e.g. kya		や	①kyu			
②cho			③gyu			
④ju			⑤pyo			
⑥sha			⑨hyo			
⑧nyo						

- (3) Read the following each Hiragana word and check the answer below.

①tea 	<u>お</u> <u>ち</u> <u>や</u>	②bicycle 	<u>じ</u> <u>て</u> <u>ん</u> <u>し</u> <u>や</u>
③a hundred 100	<u>ひ</u> <u>ゃ</u> <u>く</u>	④hospital 	<u>び</u> <u>ょ</u> <u>う</u> <u>い</u> <u>ん</u>
⑤classroom 	<u>き</u> <u>ょ</u> <u>う</u> <u>し</u> <u>つ</u>	⑥photo 	<u>し</u> <u>ゃ</u> <u>し</u> <u>ん</u>
⑦train 	<u>で</u> <u>ん</u> <u>し</u> <u>や</u>	⑧study 	<u>べ</u> <u>ん</u> <u>き</u> <u>ょ</u> <u>う</u>
⑨dish 	<u>り</u> <u>ょ</u> <u>う</u> <u>り</u>	⑩travel 	<u>り</u> <u>ょ</u> <u>こ</u> <u>う</u>

Answer

- ①ocha ②jitensha ③hyaku ④byooin ⑤kyooshitsu ⑥shashin ⑦densha ⑧benkyoo
 ⑨ryoori ⑩ryokoo

Numbers

Choose the best answer from below. Write the number as in the example.

0	e.g. ①	6	
1		7	
2		8	
3		9	
4		10	
5		100	
1000			

①ゼロ zero ②さん san ③ご go ④はち hachi
 ⑤せん sen ⑥じゅう juu ⑦しち shichi(nana) ⑧に ni
 ⑨きゅう kyu(ku) ⑩いち ichi ⑪よん yon(shi)
 ⑫ひゃく hyaku ⑬ろく roku

Expressions

Choose the best expressions for each Japanese phrase from below. Write the number as in the example.

- | | | |
|---------------|---------------------|----------|
| 1. おはようございます | Ohayoogozaimasu | (e.g. ①) |
| 2. こんにちは | Kon'nichiwa | () |
| 3.こんばんは | Konbanwa | () |
| 4. さようなら | Sayoonara | () |
| 5. おやすみなさい | Oyasuminasai | () |
| 6. いただきます | Itadakimasu | () |
| 7. ごちそうさまでした | Gochisoosamadeshita | () |
| 8. しつれいします | Shitsureeshimasu | () |
| 9. ありがとうございます | Arigatogozaimasu | () |
| 10. はじめまして | Hajimemashite | () |
| 11. どうぞよろしく | Doozoyoroshiku | () |

① Good morning. ② Good night. ③ Good bye. ④ Thank you.
 ⑤ May I come in? ⑥ Set phrase used before eating or drinking.
 ⑦ Set phrase used after eating or drinking. ⑧ How do you do?
 ⑨ Nice to meet you. ⑩ Good evening. ⑪ Good afternoon.