

**AY 2020 Fall Semester  
2017 Curriculum  
Course Registration(APS)**

**APU Academic Office**

# Contents

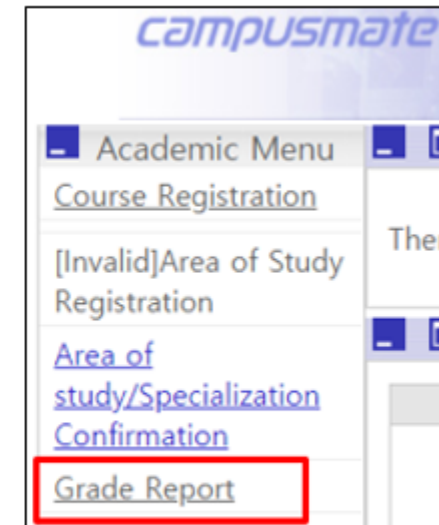
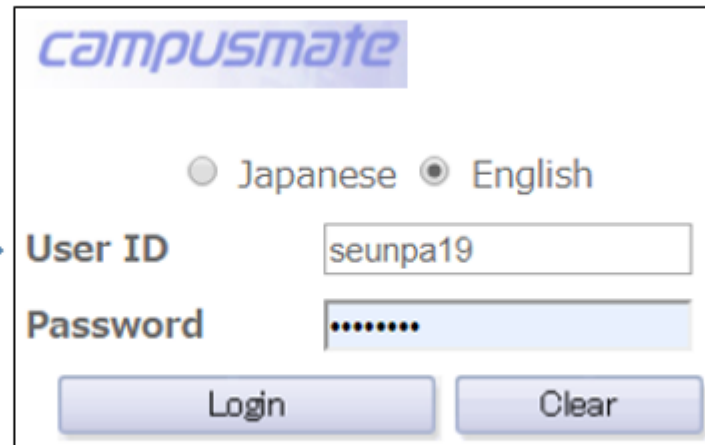
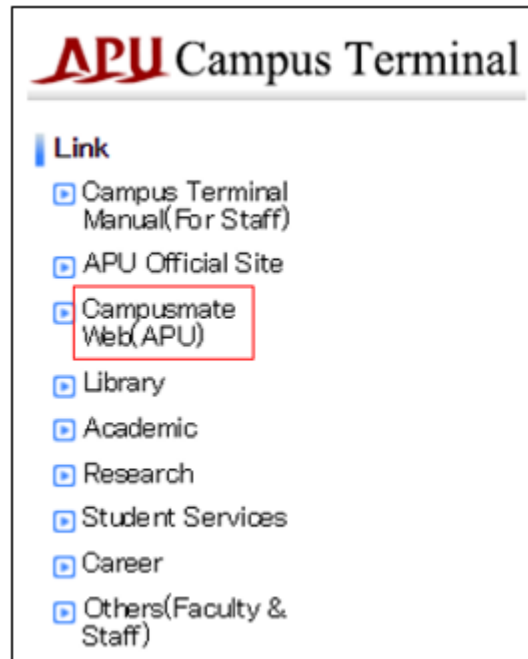
Item
1. Grades
2. Course Registration
3. APS: Graduation Requirements
4. APS Core Subjects
5. Start of Classes for AY 2020 Fall Semester

# 1. Grades

# 1. Release of Grades

**Mon. September 14, 2020, 10:00~**

Campus Terminal -> Campusmate -> Grade Report



# Grading System

## ■ Letter Grade

Letter	Grade (%)	Pass / Fail
A+	90% or higher	Pass (credits earned)
A	80-89%	
B	70-79%	
C	60-69%	
F	59% or lower	Fail

## ■ Other Evaluation Codes

Code	Definition	Notes
P	Pass	Utilized in some subjects
T	Transfer	A maximum of 60 credits*
R	Approved for Re-registration	Credits are not counted
E	Exemption	Credits are not counted

\*The credits transferred at the time of enrollment to APU do not count (Concerning 2<sup>nd</sup> or 3<sup>rd</sup> year transfer students).

# 1. Cumulative GPA and Semester GPA

## ■ Cumulative GPA

$$\frac{(\text{No. of A}^+ \text{ credits} \times 4) + (\text{No. of A credits} \times 3) + (\text{No. of B credits} \times 2) + (\text{No. of C credits} \times 1) + (\text{No. of F credits} \times 0)}{\text{Total registered credits (excluding P/T)}}$$

**Total registered credits** (excluding P/T)

## ■ Semester GPA

$$\frac{(\text{No. of A}^+ \text{ credits} \times 4) + (\text{No. of A credits} \times 3) + (\text{No. of B credits} \times 2) + (\text{No. of C credits} \times 1) + (\text{No. of F credits} \times 0)}{\text{Registered credits for given semester (excluding P/T)}}$$

**Registered credits for given semester** (excluding P/T)

# 1. GPA-based Course Registration Priority System

Your GPA determines your start time for course registration period A.  
(\*refer to 2.4)

# 1. Grade Inquiries

Students may, in following cases, make inquiries regarding their grade reports. Please refer to the Academic Office website "Grades" page for details.

- ① A grade is not shown for a registered subject.
- ② A grade is shown for a subject that the student did not register.
- ③ Errors in the grade report.
- ④ The grade shown does not match the grade calculated from the actual marks receive on exams and / or reports.



# 1. Grade Inquiry Period

**Mon. September 14, 10:00:00 JST**  
**– Wed. September 16, 12:00:00 JST**

**Note:**

Do not contact your instructors directly. For all other information, read the evaluation comments written by instructors.

## 2. Course Registration

## 2.1 Course Registration

Course Registration is not only registering for classes, but also deciding which classes you want to take. It is the most important part of your academic planning. You should always take care when registering.

Please do not register for courses you do not plan to take, as this may prevent other students from registering.

## 2.1 Course Registration

The syllabus can be viewed on the Campus Terminal.  
Please review the syllabus before registering.

# 2.1 Course Registration

APU Campus Terminal

HOME | School Affairs Posting | **Syllabus**

## Information

1/22 (Tue) **NEW** New SEA Facebook Post / SEAフェイスブック更新のお知らせ！

1/22 (Tue) **NEW** Do not feed the stray cats at APU Campus / キャンパス内で野良ネコにエサをあげないでね！

1/22 (Tue) **NEW** 本日ガイダンス FIRST・SECOND・THIRDプログラム申請受付中

Shape your world




Academic Office

17

This page is applicable to 2017 curriculum undergraduate student

HOME > 2017 curriculum top page

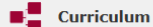
## 2017 curriculum top page



Academic Calendar

- ▶ AY 2018 Academic Calendar
- ▶ AY 2019 Academic Calendar

Handbook



Curriculum

- ▶ AY2017 Curriculum Overview



**Syllabus**

- ▶ APU Syllabus



Classes

- ▶ Course registration (AY 2017 Curriculum)
- ▶ Area of Study (AY 2017 Curriculum)
- ▶ Courses Requiring Prior Application



APU syllabus

Year

2018

Course name

Instructor(※1)

Course period(※1)

-- Not selected --

Day of week and period

(If a day of the week and a period are specified, course period also needs to be selected.)

	Mon	Tue	Wed	Thu	Fri	Sat	Other
1	<input type="checkbox"/>	<input type="checkbox"/>	<input type="checkbox"/>	<input type="checkbox"/>	<input type="checkbox"/>	<input type="checkbox"/>	<input type="checkbox"/>
2	<input type="checkbox"/>	<input type="checkbox"/>	<input type="checkbox"/>	<input type="checkbox"/>	<input type="checkbox"/>	<input type="checkbox"/>	<input type="checkbox"/>
3	<input type="checkbox"/>	<input type="checkbox"/>	<input type="checkbox"/>	<input type="checkbox"/>	<input type="checkbox"/>	<input type="checkbox"/>	<input type="checkbox"/>
4	<input type="checkbox"/>	<input type="checkbox"/>	<input type="checkbox"/>	<input type="checkbox"/>	<input type="checkbox"/>	<input type="checkbox"/>	<input type="checkbox"/>
5	<input type="checkbox"/>	<input type="checkbox"/>	<input type="checkbox"/>	<input type="checkbox"/>	<input type="checkbox"/>	<input type="checkbox"/>	<input type="checkbox"/>
6	<input type="checkbox"/>	<input type="checkbox"/>	<input type="checkbox"/>	<input type="checkbox"/>	<input type="checkbox"/>	<input type="checkbox"/>	<input type="checkbox"/>
Session	<input type="checkbox"/>	<input type="checkbox"/>	<input type="checkbox"/>	<input type="checkbox"/>	<input type="checkbox"/>	<input type="checkbox"/>	<input type="checkbox"/>

Search Syllabus

# Course Registration Manual

## 2.1 Course Registration

When you register for or drop subjects online, be sure to click the 'Apply' button to save your changes.

Make sure to save or print the Course Registration Confirmation Sheet which includes your "Registration No."

Without this number or sheet, we cannot respond to inquiries about system errors.

Be sure to note the date the Course Registration Confirmation Sheet was printed/saved.

# 2.1 Course Registration



Login User : APS International JST (agent login)


**Course Registration Confirm**
[TIPS](#)

## Course Registration Confirmation

2020 Academic Year Fall Semester  
 11217002 APS International JST College of Asia Pacific Studies Department of Asia Pacific Studies

Semester Student Eighth Semester Student

Lecture Duration	Day	Period	Course	Language	Instructor	Credits
FA1	Monday	1	030262JA BiodiversityJA	J		2
FA1	Monday	2	030262JA BiodiversityJA	J		
FA1	Monday	3	030263JA Global Environmental IssuesJA	J		2
FA1	Monday	4	030266EA Environment and SocietyEA	E		2
FA1	Monday	5	030267EA Environmental EconomicsEA	E		2
FA1	Monday	6	030268EA Industrial EcologyEA	E		2
FA1	Tuesday	1	030269EA Project Management in DevelopmentEA	E		2
FA1	Tuesday	2	030273EA GIS and Remote SensingEA	E		2
FA1	Tuesday	3	030274EA Environmental Modeling and AnalysisEA	E		2
FA1	Tuesday	4	037104EA Environmental CommunicationEA	E		2
FA1	Tuesday	5	037104EA Environmental CommunicationEA	E		
FA1	Thursday	3	030263JA Global Environmental IssuesJA	J		
FA1	Thursday	4	030266EA Environment and SocietyEA	E		
FA1	Thursday	5	030267EA Environmental EconomicsEA	E		
FA1	Thursday	6	030268EA Industrial EcologyEA	E		
FA1	Friday	1	030269EA Project Management in DevelopmentEA	E		
FA1	Friday	2	030273EA GIS and Remote SensingEA	E		
FA1	Friday	3	030274EA Environmental Modeling and AnalysisEA	E		
FA2	Monday	3	030400EA EcotourismEA	E		2
FA2	Monday	4	037115EA Community Based TourismEA	E		2
FA2	Monday	5	037116EA Tourism EconomicsEA	E		2
FA2	Thursday	3	030400EA EcotourismEA	E		
FA2	Thursday	4	037115EA Community Based TourismEA	E		
FA2	Thursday	5	037116EA Tourism EconomicsEA	E		
Total Registered Credits						24

Click "Print" to print a copy of this screen for your records.
 

**Registration No.**



## 2.2 Systematic Study: Grade Level

- Coursework at APU is arranged systematically, starting from introductory subjects and increasing in difficulty to advanced courses. Students should use the grade level, subject field, any listed prerequisite subjects, and registration criteria as reference when choosing classes.

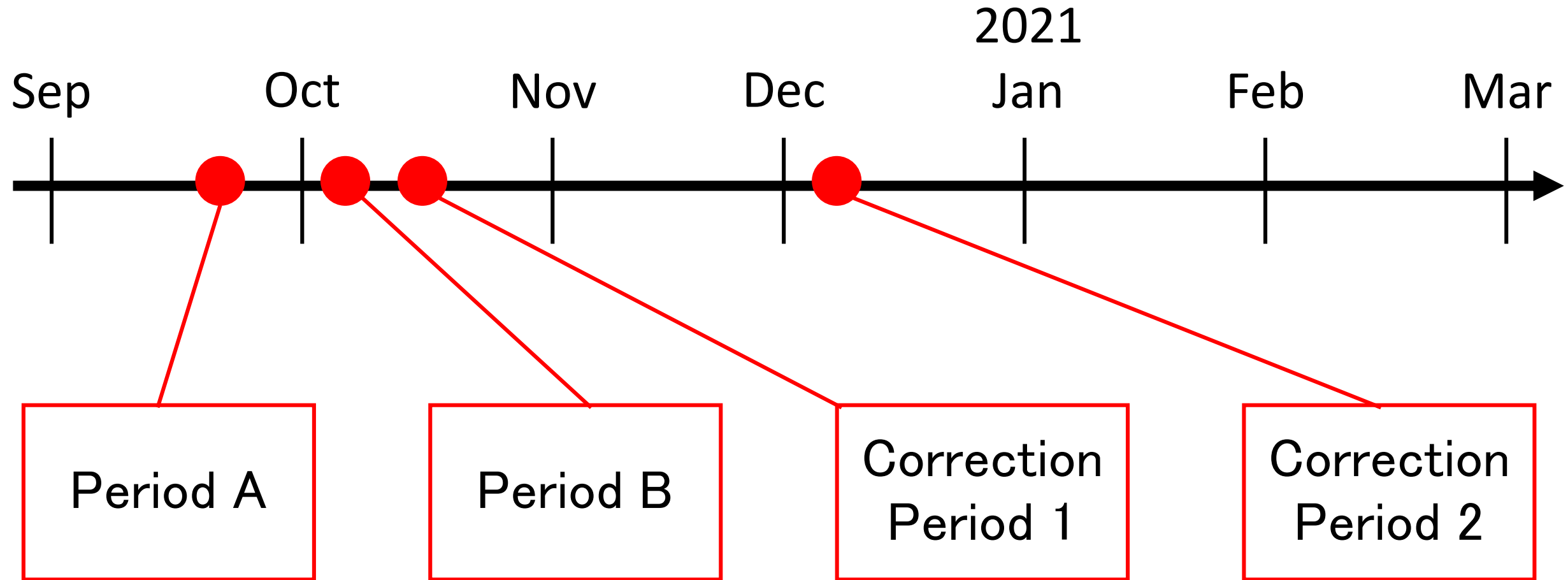
### ■ Subject Grade Level

Grade Level	100 Level	200 Level	300 Level	400 Level
Description	Primarily for 1st year students	Primarily for 2nd year students	Primarily for 3rd year students	Primarily for 4th year students

## 2.2 Prerequisite Subjects

- In order to ensure that students take subjects in a systematic manner, there may be prerequisite assigned to specific subjects which students are required to complete to be eligible to register for the subjects.
- It should be noted that some subjects may have recommended prerequisites specified only on the syllabus, and are not included under the required “prerequisite subjects” on the subjects list.
  - \*Students may register for these subjects without completing the recommended prerequisites. However, as these subjects will be taught based on the assumption that students have completed the recommended subjects, please be sure to read the syllabus carefully and understand the requirements of each subject before registering.

## 2.3 Course Registration Period



## 2.3 Course Registration Period

### Period A

- Course registration for the following subjects:
  1. Language Education subjects
  2. Common Liberal Arts subjects (with exceptions : refer to 2.5)
  3. Major Education (Own college) subjects.
- Registration period A dates differ for each college. Students may only register for courses according to the course registration schedule of their own college.
- The number of students for common courses available to both colleges during course registration period A – such as ‘Language courses’ and ‘Common Liberal Arts subjects’ – will be determined by the total number of students in each college. During Period B, students from both colleges will be able to register for classes that did not reach capacity during Period A.

## 2.3 Course Registration Period

### **Period B**

- Course registration for all subjects.
- Students may register for subjects from another college beginning from their second year.

### **Correction Periods 1 and 2**

- Courses which have already begun may be dropped.

## 2.3 Course Registration Periods

Period	Semester Subjects	1 <sup>st</sup> Quarter Subjects	2 <sup>nd</sup> Quarter Subjects	Session Subjects
Period A	Add / Drop	Add / Drop	Add / Drop	Add / Drop
Period B	Add / Drop	Add / Drop	Add / Drop	Add / Drop
Correction Period 1 (1 <sup>st</sup> Quarter)	Drop	Drop	Add / Drop	Add / Drop
Correction Period 2 (2 <sup>nd</sup> Quarter)	-	-	Drop	Add / Drop

# 2.4 AY 2020 Fall Semester Course Registration Schedule

Period	Student Group		Registration Begins		Registration Ends	
			Date	Time	Date	Time
<b>Registration Period A</b> 1st Priority: GPA 3.00 or higher 2nd Priority: GPA 2.50 or higher	APS	1st Priority	Wed. September 23	9:30	Thu. September 24	12:00
		2nd Priority		12:30		
		Regular		15:30		
<b>Registration Period B</b>	New or Reinstated		Thu. October 1	10:00	Fri. October 2	12:00
	Current Students			15:00		
<b>Correction Period 1</b>	All Student		Mon. October 12	10:00	Tue. October 13	10:00
<b>Correction Period 2</b>	All Student		Mon. December 7	10:00	Tue. December 8	10:00

## 2.5 Common Liberal Arts Subjects APS students cannot register for during Registration Period A ( = APM Required Subjects)

- 1. Introduction to Economics
- 2. Statistics

**APS students are unable to register during registration period A**



# **3. APS: Graduation Requirements**

# 3.1 APS: Graduation Requirements

No.	Graduation Requirements	APS17E
1	Enroll for at least four years	Mandatory
2	Complete at least 124 credits total	Mandatory
3	Complete required language subjects (or be exempted from required language subjects)	Mandatory
4	Fulfill the credit requirements for each subject field	Mandatory
5	Complete at least 20 credits of subjects held in English *This requirement applies only to Japanese-basis domestic students.	—
6	Choose and register an Area of Study	Mandatory
7	Complete at least 2 credits from the required subjects which you registered for your Area of Study (Common Liberal Arts Subjects)	Mandatory
8	Complete at least 28 credits from the Major Education Subjects for your Area of Study	Mandatory

## 3.2 Registering/Changing Area of Study

### ■ Registering/Changing an Area of Study

**2nd Semester to 6th Semester, During Course Registration Period.**

As a graduation requirement, AY2017 curriculum APS students must register one Area of Study and then complete at least 2 credits of required subjects (Common Liberal Arts Subjects) and 28 credits from the Major Education Subjects for the Area of Study.

Students are encouraged to carefully consider their Area of Study, based on what they learn in “Introduction to APS” when registering on Campusmate during Course Registration Period.

Students are allowed to change their Area of Study until Correction Period 2 of their 6th semester. However, we recommend that you decide as early as possible and carefully plan which subjects you will take.

## 3.2 Registering / Changing an Area of Study

A) Area of Study	B) Required Subjects for the Area of Study (Common Liberal Arts Subjects)	C) Major Education Subjects for the Area of Study*2
Choose one Area of Study from the 4 listed below and register via Campusmate during Course Registration Period. Students are allowed to register or change their Area of Study until Correction Period 2 of their 6th semester.	Complete at least 2 credits from the required subjects which you registered for your Area of Study (Common Liberal Arts Subjects)	Complete at least 28 credits from the Major Education Subjects for your registered Area of Study
Environment and Development	Introduction to Environmental Studies ( <a href="#">2 credits</a> )	<a href="#">at least 28 credits</a>
	Introduction to Development Studies ( <a href="#">2 credits</a> )	
Hospitality and Tourism	Introduction to Tourism and Hospitality ( <a href="#">2 credits</a> )	<a href="#">at least 28 credits</a>
International Relations and Peace Studies*1	Introduction to International Relations ( <a href="#">2 credits</a> )	<a href="#">at least 28 credits</a>
Culture, Society and Media	Introduction to Culture and Society ( <a href="#">2 credits</a> )	<a href="#">at least 28 credits</a>
	Introduction to Media Studies ( <a href="#">2 credits</a> )	

\*1 If a student wishes to apply to enroll in the IR Honors Program, they must first register IRP as their area of study during Course Correction Period 2 in their 2nd or 3rd semester. \*2 Please refer to pp.86-87 for more information about Major Education Subjects for an Area of Study.

## 3.2 Registering / Changing Area of Study

The screenshot displays the 'campusmate' website interface. On the left, a navigation menu lists various options, with 'Area of Study Registration' circled in red. A red arrow points from this menu item to the main content area. The main content area is titled 'Area of Study Registration' and includes a 'Login User : APS International JST (agent login)' header. Below this, a table lists available areas of study with radio buttons for selection. The 'Hospitals and Tourism' option is selected and circled in red. A red arrow points from this selection to the 'Save Changes' button at the bottom right, which is also circled in red. The table has the following structure:

Choice	Area of Study/Specialization	Registration Status
<input type="radio"/>	Environment and Development	-
<input checked="" type="radio"/>	Hospitals and Tourism	Registered
<input type="radio"/>	International Relations and Peace Studies	-
<input type="radio"/>	Culture, Society and Media	-

Below the table, there is a text prompt: 'Please select the area of study for which you would like to register.' At the bottom, there are two buttons: 'Return' and 'Save Changes'.

# NANG !!

## No Area of Studies, No Graduation !!

\*As a graduation requirement, AY2017 curriculum APS students must register one Area of Study and then complete at least 2 credits of required subjects (Common Liberal Arts Subjects) and 28 credits from the Major Education Subjects for the Area of Study.

\*Students are encouraged to carefully consider their Area of Study, based on what they learn in “Introduction to APS” when registering on Campusmate during Course Registration Period.

\*Students are allowed to change their Area of Study until Correction Period 2 of their 6th semester. However, we recommend that you decide as early as possible and carefully plan which subjects you will take.

## 3.3 Required Japanese Subject

- For English-basis students, the starting level of Japanese language courses will be based on the results of their placement test taken at the time of enrollment. Until all required Japanese courses are completed, the University will continue to automatically register and assign students to classes.
- Classes will be announced at the Campus Terminal on September 16 (planned).

## 4. APS Core Subjects



## 4. APS: Core Subjects (APS Major Education Subjects)

By taking these two core subjects, students can learn the ideals and objectives of APS. Therefore, students are strongly encouraged to complete these two subjects during their 1<sup>st</sup> year. As the table below shows, "Introduction to APS" is automatically registered by the university, but students need to register for "Introduction to Area Studies" by themselves if they want to take it.

Subject Name	Introduction to APS	Introduction to Area Studies
Subject Field	APS Major Education Subjects	
Registration	Automatic	Registered by Student
Registration Period Set by APU	English-basis students: 1st semester	

# **5. Start of Classes for AY 2020 Fall Semester**

## 5. Start of Classes for AY 2020 Fall Semester

**Mon. Oct 5, 2020.**