



<For TAs>

manaba・respon Guidance Session





When can we use a



?

- 1. Distributing Course Materials or Handouts**
- 2. Report Submission and Collection**
- 3. Making and Grading Tests**
- 4. Doing Groupwork**
- 5. Publishing Report or Test Grades**



Add Content to your Course


1. Distributing Course Materials or Handouts
2. Report Submission and Collection
3. Making /Grading Tests
4. Doing Groupwork
5. Publishing Report or Test Grades

The screenshot shows the Manaba course management interface for a course titled "Introduction to Economics" (ID: 164451-20190703170109). The interface includes a top navigation bar with tabs for "My Page", "Courses", "Library", "Memos", and "日本語". Below this, a sub-navigation bar contains buttons for "Tests", "Surveys", "Assignments", "Projects", "Grades", "Forum", and "Resources". The "Tests" button is highlighted with a red box. A message box states: "You can register new Course Member and modify Course information from Settings. > Settings". The main content area is divided into three sections: "Course News" (with an "Add News" button), "Threads (latest first)" (with a "New Thread" button), and "Resources (latest first)" (with an "Add Resource" button). The "Resources" section is highlighted with a red box and contains a resource titled "講義資料" (Lecture Materials) dated "2020-03-24 11:16". At the bottom right, there is a "MEMO" button.



View/Download Course Materials

- Click Page titles
- Download attached course materials
- Leave notes that are visible only to themselves
- Submit questions to instructors


 Course materials

更新日時: 2019-08-05 14:11


Page Titles


Lesson 1

Please check course materials below
if you have any question, please leave a comment

 Lecture No.1 Think Like an economist.pdf - 2019-08-05 14:04:01

2019-08-05 14:05 - acsubmit- 1.1版

 MEMO

 Comment

Course materials

▶ Lesson 1

▶ Lesson 2

▶ Lesson 3

▶ Lesson 4

▶ Lesson 5

▶ Lesson 6

▶ Lesson 7

▶ Lesson 8

▶ Lesson 9

【Student View】



Assignments

- There are two ways to submit assignments on manaba

File-based Submission

Students can submit their assignment by uploading Word, PDF, Excel, etc. documents.

Browser-based Submission

Students can submit their assignment by typing directly in the web browser.



Types of Tests

- There are three kinds of tests on manaba

Autoscore

Instructors can set the correct answers and assign point values in advance, and student answers are scored automatically after submission.

Manual Score

Instructors score the student's answers manually after the submission.

Exercise

Students may repeatedly answer this type of test in order to practice. Unlike Autoscore tests, the grades will not be registered automatically.



Projects

- There are two ways to submit projects on manaba

Submit Project as a Team

Only **one member** of the group needs to submit the project. Submitted files are saved on the group members' portfolios.

Submit Project Individually

Each member of the group must submit the project. Submitted files are saved to the submitting student's portfolio.



Projects

- Read project description
- Confirm team members
- Hold discussions with team members
- Submit projects

Tests Surveys Assignments **Projects** Grades Forum Resources

About intercultural conflicts and solutions [Project Description]

Team A : Team Thread

Project Description
Please submit a presentation file and a group report for intercultural conflicts and solutions.

Period 2019-08-09 13:50:00~2019-12-19 13:50:00
Type of project Submit project in teams
Settings The project room of a team is open only to the members of that team and the instructors.
Submitted Items Accessible to all course members in this project.

Comment

Style List Tree

Total 2 item(s)

2 Re:I found a good case for our team project

> 1
I am good with the content!
Thank you so much for your work.

Taiheiyo Manabu 2019-08-09 14:56:38 Reply

1 I found a good case for our team project

Please check the attached file below and give your opinion about it

FILE Case No.1.docx - 2019-08-09 14:55:39

Ritsume Taro 2019-08-09 14:55:41 Reply

Total 2 item(s)

Submit Project

Team List

- Team A
- Team B

Member List(Team A) Access Data

- Ritsume Taro
- Taiheiyo Manabu

Project Main Page

[Student View]

View Test/Assignment Grades

- View Grades
- View Answers and Explanations
- View comments from instructors
- View grade details

Tests

Surveys

Assignments

Projects

Grades

Forum

Resources

Grades

Title	Grade	lower << Position >> higher
<div>Autoscore</div> <div>Test No.2</div> <div>Total 4 / Avg 72.5 / Min 30 / Max 100 / Stddev 26.8</div>	<div>30</div> <div>View Answers</div>	<div>30</div> <div>Grade published at 2019-08-02 09:39</div>
<div>Autoscore</div> <div>Test No.1</div> <div>Total 4 / Avg 85.0 / Min 60 / Max 100 / Stddev 15.0</div>	<div>90</div> <div>View Answers</div>	<div>90</div> <div>Grade published at 2019-08-02 09:39</div>
<div>What is "Economies of Scale" ? Explain the defin...</div> <div>Total 4 / Avg 66.8 / Min 20 / Max 92 / Stddev 28.1</div>	<div>85 / A</div>	<div>85</div> <div>Grade published at 2019-08-01 20:57</div>
<div> <div></div> <div>You did a great job. However, please make sure to write down your references from the next time.</div> </div>		