

Activation the account of MATLAB for APU

2021/4/12 version

1. Access to Portal Site



立命館アジア太平洋大学

[Get Software](#) | [Learn MATLAB](#) | [Teach with MATLAB](#) | [What's New](#)

MATLAB Access and Support for Everyone at
立命館アジア太平洋大学

[Click here](#)




MATLAB and Simulink are

- used in 100,000+ companies from market leaders to startups
- referenced in 4 million+ research citations

Where will MATLAB and Simulink take you?

2. Activate the Account



MathWorks®

Email

No account? [Create one!](#)

By signing in you agree to our [privacy policy](#).

Your APU email Address

Create MathWorks Account

Email Address ✓

i To access your organization's MATLAB license, use your work or university email.

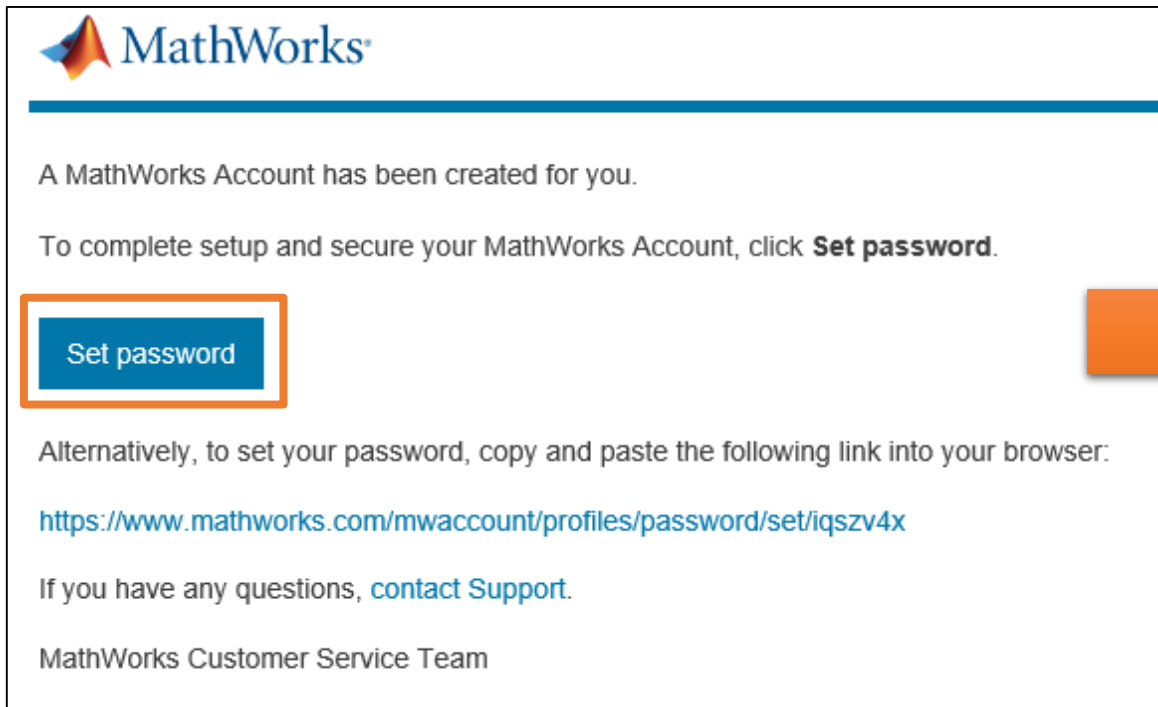
Location

Which best describes you?

Are you at least 13 years or older? Yes No

3. Registration the password

You could find the email below in your APU email.



MathWorks

A MathWorks Account has been created for you.

To complete setup and secure your MathWorks Account, click **Set password**.

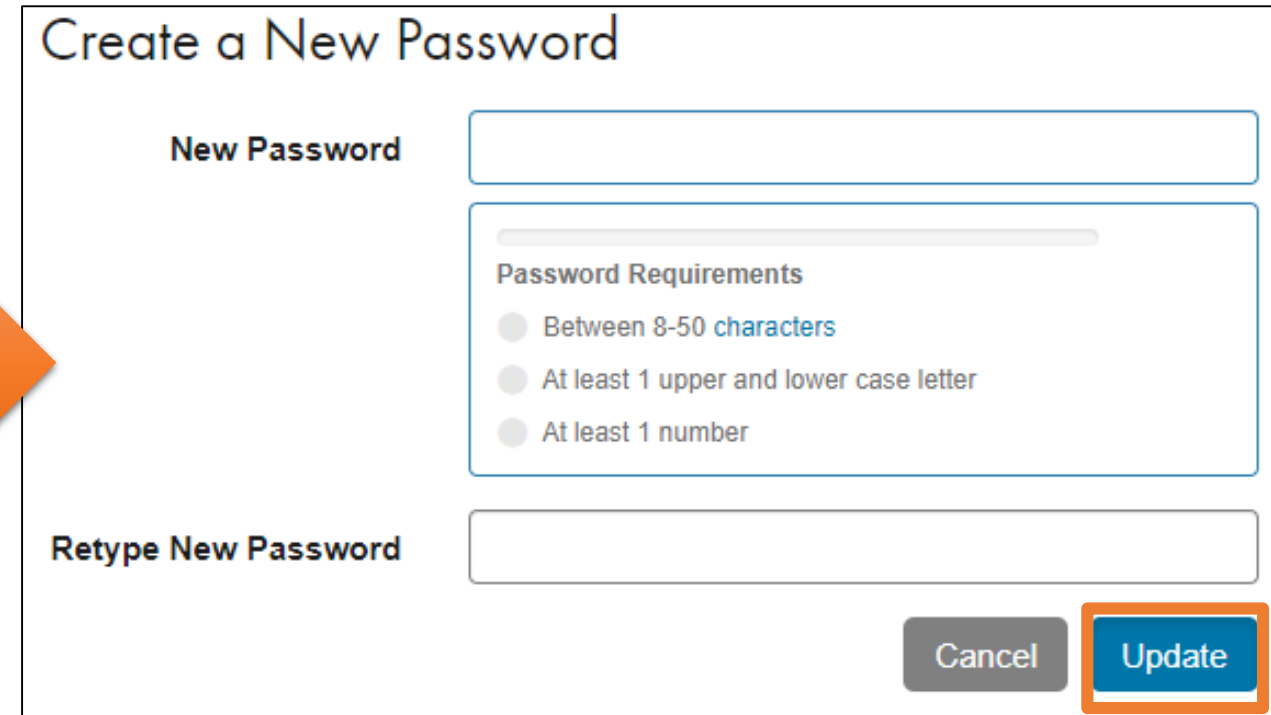
Set password

Alternatively, to set your password, copy and paste the following link into your browser:

<https://www.mathworks.com/mwaccount/profiles/password/set/iqszv4x>

If you have any questions, [contact Support](#).

MathWorks Customer Service Team



Create a New Password

New Password

Retype New Password

Password Requirements

- Between 8-50 characters
- At least 1 upper and lower case letter
- At least 1 number

Cancel **Update**



Complete.