

Must-Read Through

Overview of 3rd & 4th Year Seminar Courses

MS-I

MS-II

RS/
GR-I

UT/
GR-II

Academic Office



Ritsumeikan
Asia Pacific University

CONTENTS

A [What are Seminar Courses?](#) ✓

- 1) Overview of Seminar Courses ✓
- 2) Term and Credit ✓
- 3) Main Seminar and Sub Seminar ✓

B [Application/Cancellation Rules](#) ✓

- 1) General Rules ✓
- 2) Registration Patterns ✓
 - ① for 4th Semester Students ✓
 - ② for 5th Semester Students ✓
- 3) Irregular Patterns ✓
 - ① Going to or Returning from Exchange Programs / Taking or Returning from LOA ✓
 - ② Changing Seminars ✓

C [Grading and Listing of Area of Study on the Diploma](#) ✓

D [Schedule for AY2022 SP](#) ✓

E [Application Procedure & Other Important Information to Note](#) ✓

- 1) First Choice and Second Choice ✓
- 2) Application Procedure for AY2022 SP ✓
- 3) Symbols and Categories in Syllabus ✓
- 4) Timetable ✓
- 5) Application Essay & Assignment ✓
- 6) Screening Procedure ✓

★ [For Further Information](#) ✓

A. What Are Seminar Courses?



[Back to Contents](#)

1) Overview

Seminar Courses are **NOT Required Courses**, but...

MS-I

MS-II

[3rd year seminars]

In 3rd year seminars, small numbers of students work closely with professors to increase their expertise through researching, presenting and discussing selected topics. Simultaneously, through actual practice, students master the research methods and investigative analysis techniques considered necessary for every area of study and which are the fundamental skills required for undergraduate research.

RS/GR-I

UT/
GR-II

[4th year seminars]

4th year seminars are the culmination of a students' four years of study at APU. These highly specialized subjects allow students to research a topic of interest and write a thesis or produce the required research output over a period of one year.

Can Broaden and Deepen your Learning

2) Term and Credit







(1) Seminar Courses consist of four courses.

(2) Each course lasts 1 semester for a total of 2 years' study.

*Please note that, as a rule, the subjects for the 4th year students, Research Seminar/Graduation Thesis I and Undergraduate Thesis/Graduation Thesis II are packaged as a 1-year course.

(3) Students can earn a maximum of 10 credits. (14 Credits if you have taken *sub-seminars within the same college during your 3rd year.)

Subject Name	Eligibility	Period	Period	Credits	Symbol
Major Seminar I	5 th or 6 th semester students	1 Semester	Spring	2	
Major Seminar II		1 Semester	Fall	2	
Research Seminar/ Graduation Research I	7 th semester students	1 Year	Academic year	2	
Undergraduate Thesis/ Graduation Research II	8 th semester Students or higher <i>Requires "P"- grade in RS/GR-I</i>			4	

3) Main Seminar



- (1) *3rd year students* may take two 3rd year seminars; One as your main seminar, and the other as your sub-seminar.
4th year students may only take a main seminar.**
- (2) There are three types of seminars: seminars offered by the student's enrolled college, seminars by both colleges (APS and APM), and seminars by the other college. The seminars offered by both colleges are treated in the same way as the seminars by their enrolled college.**
- (3) Main seminars can be taken only in seminars offered by your enrolled college or seminars by both colleges.**
- (4) Main seminars will be automatically registered until you reach UT/GR-II. However, if you receive an "F" in RS/GR-I in the 7th semester, you will not be automatically registered for UT/GR-II (you cannot take it).**

***In the case of the 3rd year seminar, even if the grade is "F", the student will be automatically registered in the next semester.**

3) Sub-Seminar (Changes from spring 22: yellow highlights)

(1) Sub-seminars can be taken only in the 3rd year seminar (Major Seminar).

Criteria to take a sub-seminar *all of the following must be met.

- 1) Your application has been approved by the sub-seminar instructor.
- 2) The timetables for the both seminars do not overlap. In case of overlapping, your sub-seminar course will be deleted.

(2) Sub-seminars **will be automatically registered for up to 6 semester.**

(3) For your sub-seminar, you can apply for a seminar from the other college. **If you want to take a seminar of the other college as a sub seminar, you can take only the sub seminar.** The earned credits will be counted in your **general electives/other college.**

(4) If you are enrolled in both main/sub seminars and cancel the main

■ **When the sub-seminar is a seminar of your enrolled college**

⇒ **That course will be changed to be taken as a main seminar.**

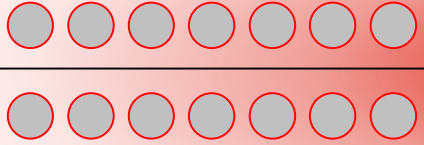
■ **When the sub-seminar is a seminar of the other college.**

⇒ **That course will be taken as a sub-seminar.**

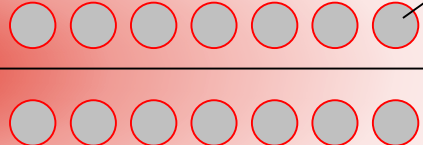
★ Main Seminar Courses You can Apply for



Environment & Development



Hospitality & Tourism



Seminar class

APS

Culture, Society & Media

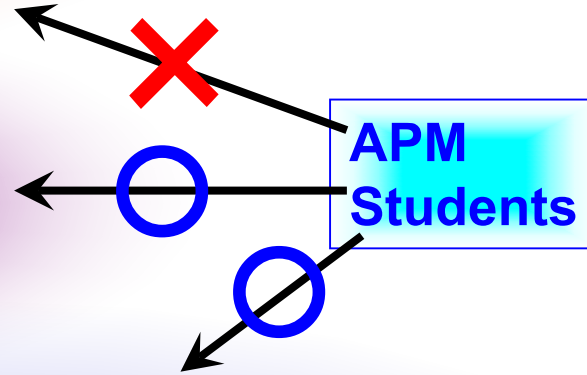
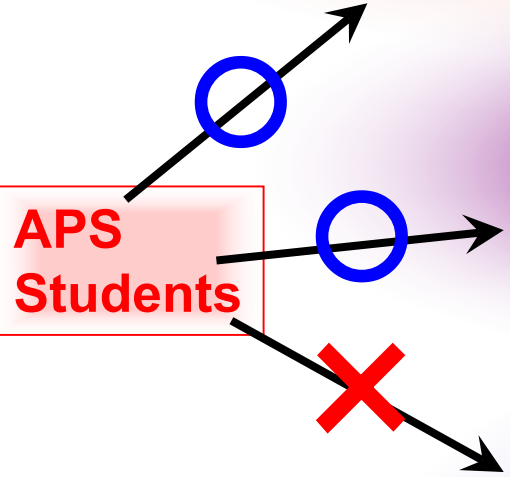
International Relations & Peace Studies

Joint Courses

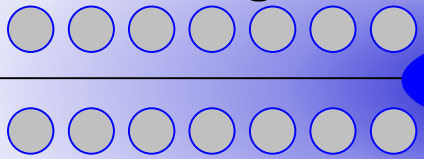


APS Students

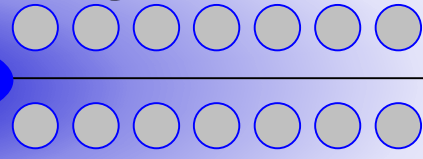
APM Students



Accounting & Finance



Marketing



APM

Strategic Management and Organization

Innovation & Economics

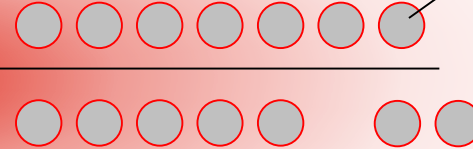
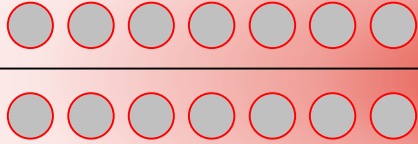
★ Sub-Seminar Courses You can Apply for



Seminar class

Environment & Development

Hospitality & Tourism



APS

Culture, Society & Media

International Relations & Peace Studies

Joint Courses



APM Students

APS Students

Accounting & Finance

Marketing

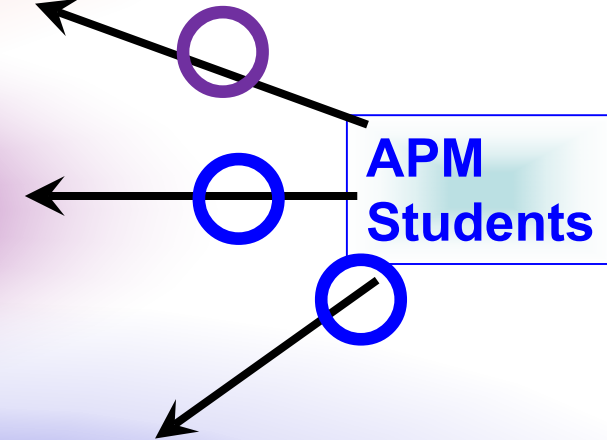
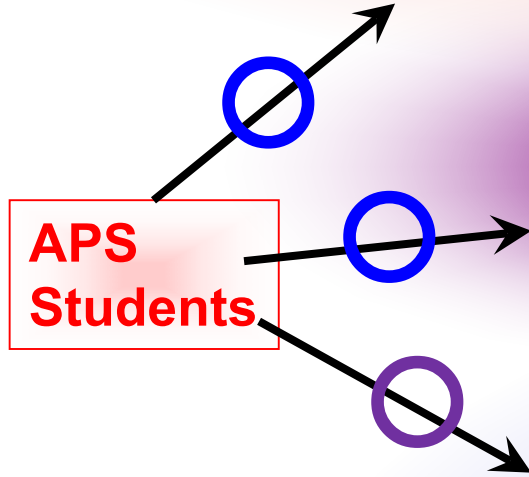


APM



Strategic Management and Organization

Innovation & Economics



★Summary of Main & Sub-Seminar Courses You can Apply for



College Student		Main Seminar			Sub-seminar		
		APS	APM	Joint	APS	APM	Joint
APS	Eligibility	○	×	○	○	○	○
	Credit Field	Major	—	Major	Major	Other College (General Elective)	Major
APM	Eligibility	×	○	○	○	○	○
	Credit Field		Major	Major	Other College (General Elective)	Major	Major

[注意!!] *(This notification is only for Japanese-basis students on the Standard Track)*

※日本語基準学生(英語スタンダードトラック)が、英語開講のゼミクラスを履修する場合、**申請時に英語中級A・Bの単位修得をしていることが必要。**

ただし、両言語開講(E/J)の演習科目を履修をする場合は、この条件は当てはまりません。

★ Registration Pattern When Taking Sub-Seminar



サブゼミ Sub-seminar	セメ/ Semester	2021	2022	2022	2023	2023
		FA (NOW)	SP	FA	SP	FA
		4	5	6	7	8
5 th & 6 th semester	Main seminar		MS-II	MS-I	RS/GR-I	I UT/GR-II
	Sub-seminar		MS-II _{Sub}	MS-I _{Sub}		
	Application	● ◆				
6 th semester	Subject			MS-I	RS/GR-I	P UT/GR-II
	サブゼミ Sub-seminar			MS-I _{Sub}		
	Application		● ◆			

▷ Passing Grade needs to be obtained to be registered for UT/GR- II

● New Application

◆ Sub-seminar Application

▷ Automatic Registration



1) General Rules (Changes from spring 22: yellow highlights)

- (1) Students are required to apply one semester before they intend to take seminar courses.
- (2) Once you have been registered, you will automatically be registered for a seminar course each semester until you reach Undergraduate Thesis (UT)/Graduation Research II (GR-II). ※2 years of continuous registration is recommended.
- (3) In order to cancel taking a seminar, **you need to cancel during Course Registration Period (until Correction Period I) on Campusmate by yourself.**

Note ★ When your supervisor will be on their sabbatical leave, maternity leave, retiring, etc., it is requested to cancel your seminar and apply for a new one if you wish.

2) Registration Pattern ① For Currently 4th semester students



***Please be aware that some of the courses/instructors require for the students to have learnt any 3rd year seminar courses OR his or her seminar courses before applying for the 4th year seminar courses.**

Starting Period		2021	2022	2022	2023	2023
		FA (NOW)	SP	FA	SP	FA
		Semester	4	5	6	7
5 th semester	Subject		MS-II	MS-I	S/GR-I	UT/GR-II
	Application					
6 th semester	Subject			MS-I	RS/GR-I	UT/GR-II
	Application					
7 th semester	Subject				RS/GR-I	UT/GR-II
	Application					



Passing Grade needs to be obtained to be registered for UT/GR- II

● New Application

▼ Cancellation Request

▶ Automatic Registration



2) Registration Pattern ② For Currently 5th semester students

***Please be aware that some of the courses/instructors require for the students to have learnt any 3rd year seminar courses OR his or her seminar courses before applying for the 4th year seminar courses.**

Starting Period		2021	2022	2022	2023
		FA (NOW)	SP	FA	SP
	Semester	5	6	7	8
6 th semester	Subject		MS-I	RS/GR-I P	UT/GR-II
	Application	●		▼	▼
7 th semester	Subject			RS/GR-I P	UT/GR-II
	Application		*●		▼



Passing Grade needs to be obtained to be registered for UT/GR- II

● New Application

▼ Cancellation Request

▶ Automatic Registration

3) Irregular Case ①

for those who plan to Go on Exchange Programs/
Take a Leave of Absence



2021	2021	2022	2022	2023
Spring	Fall	Spring	Fall	Spring
4 th semester	5 th semester	6 th semester	7 th semester	8 th semester
	MS-II	No Seminar Class	RS/GR-I	UT/GR-II

New Application
YOU ARE HERE

New Application

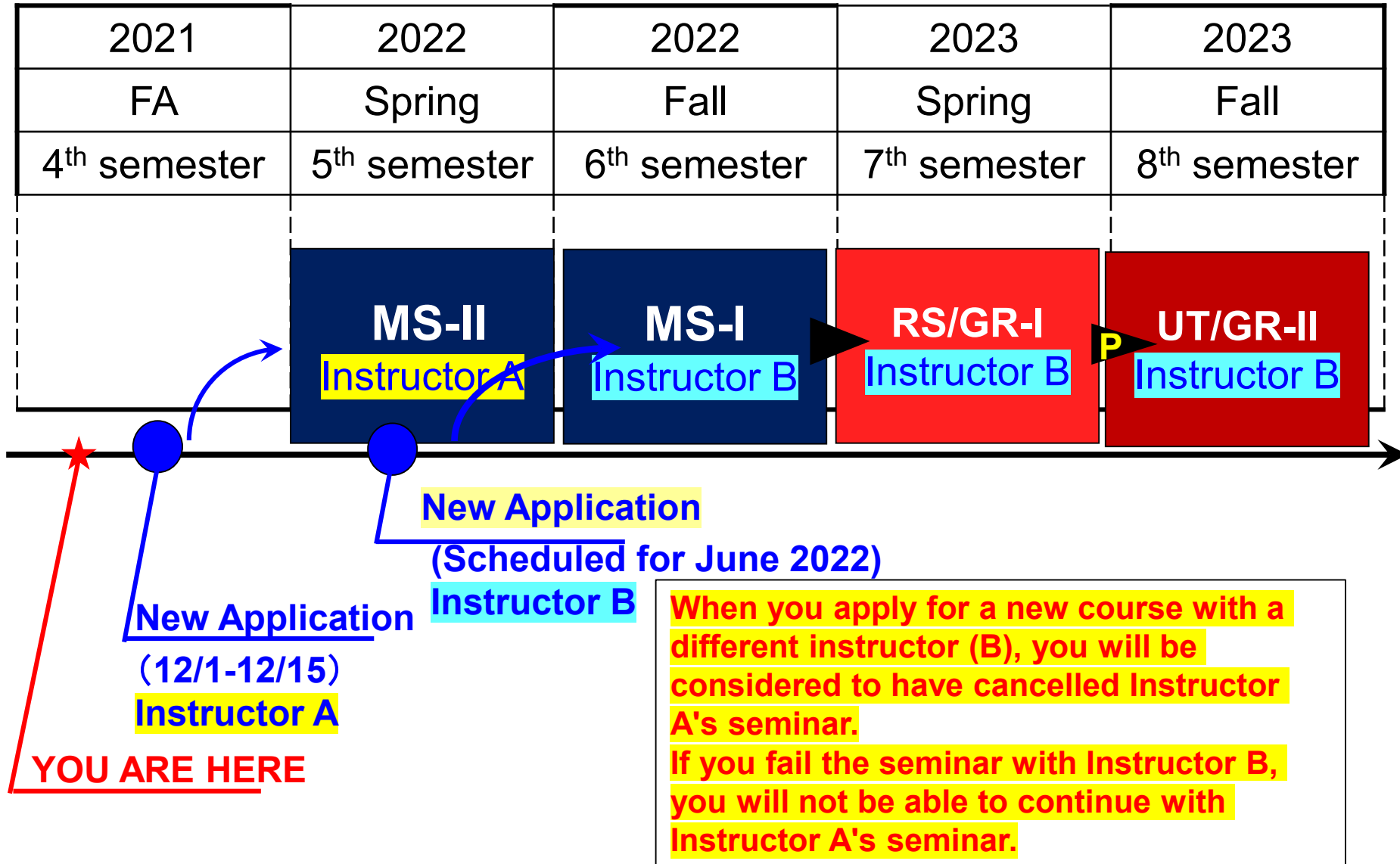
If you go on a leave of absence or study abroad, **your seminars for the semester will be automatically cancelled.** If you wish to take a seminar after studying abroad or taking a leave of absence, you will need to apply for a new seminar in the semester immediately before you resume your studies at APU.

**For those who are going on an exchange on their 7th semester and wish to continue the seminar course, it is required to submit "Provision of Remote Instruction." before you go abroad.
For more information, please check [the Academic Office website.](http://en.apu.ac.jp/academic/page/content0059.html/?c=17)
<http://en.apu.ac.jp/academic/page/content0059.html/?c=17>

3) Irregular Case ②



for those who wish to **Change Seminar Courses**



C. Grading and Listing of Area of Study on the Diploma



Grading

1) 3rd Year Seminar Courses

Regular Grading (A⁺, A, B, C, or F)

2) 4th Year Seminar Courses

- 7th semester seminar courses

Pass (P)/ Fail (F)

- 8th semester seminar courses

Regular Grading (A⁺, A, B, C, or F)

Listing of Area of Study



To have their Area of Study listed on the diploma, students need to complete the required number of credits (set by each college) of subjects from their selected Area of Study. Note that credits earned from Seminar Subjects, regardless which area of study it falls under, will be tallied in all areas of study. (~~✖~~Does not apply to AY2011 APS Students)

Maximum number of credits earned from seminar subjects which can be counted toward the required credits for listing the Area of Study on the diploma (by college and curriculum).

College	Curriculum	Minimum required credits for listing the Area of Study on Diploma	Number of credits from seminar which can be counted
APS	2011	20~	0 (✖)
	2017	28~	All
APM	2011	30~	All
	2017	12~	4

****For AY2011 Curriculum APS students, credits earned from seminar subjects do NOT count towards any Area of Study.***



D. Schedule for AY2022 SP



For Regular Pattern & Coming back to APU from LOA or Exchange Programs

For Students who are Re-enrolling, Transferring to APU, or exchange students

*** This refers only to students who will be in APU from Spring 2022; students who came to APU in 2021 FA or before will be treated as regular students.**

Things to DO	Period / Date
Consultation	2021/10/27~ 2021/12/15
Application	2021/12/1~ 2021/12/15
Announcement of Screening Result	2022/1/26

Things to DO	Period / Date
Consultation	~2022/2/9
Application	2022/1/26~ 2022/2/9
Announcement of Screening Result	Late February

***Cancellation can be done via campus mate by students during the Registration Period for Regular Courses. (Until the end of Correction Period 1)**

E. Application Procedure & Other Important Information to Note

1) 1st Choice and 2nd Choices for Main Seminar



- Applications can be made on manaba.
- Application for main seminar
You can apply to two seminars, one for your first choice and one for your second choice.
- Application for sub-seminars (3rd year seminar only)
Only one application can be made. The application procedure and period are the same as for the main seminar. **Application only for sub-seminars is possible only if the sub-seminar is a seminar of the other college.**
- If you pass only the sub seminar
The sub-seminar is that of your college; it will be changed to a main.
The sub-seminar is that of the other college; it will be taken as a sub.

Please note that **having a consultation with your preferred instructor(s) are required in advance of application.**

2) Application Procedure



Order	What	When	Where
1	Check which seminars are available	October 27	<u>Academic Office</u> <u>Website</u> <u>(AC-Web)</u>
2	Check the details of your desired seminar(s) provided in the syllabus.		
3	Consult with your desired seminar instructor(s) <i>*Sub-seminar applications also require a consultation with the instructor</i>	Follow the instructions given in the syllabus (10/27~12/15)	
4	Prepare the required 'Application Essay' and/or 'Assignment(s)' <i>*Application requirements may vary depending on instructors. Be sure to check the syllabus.</i>	~November 30	
5	Apply via manaba (survey) <i>*Applicants are required to enter the essay/assignment into the survey</i>	December 1-15	Manaba
6	Confirm the result(s)	January 26	AC-Web

3) Syllabus on our Website



It is important to understand the meaning of the symbols and each color category in checking Syllabus.

Symbol	Definition
○	Must meet the listed requirements in order to apply.
—	Not offered in 2022 Spring Semester
●	In principle, does not accept new applicants (Only students who have previously taken the 3rd year seminar under the same instructor can apply)
(J)	Class held in Japanese
(E)	Class held in English
(E/J)	Class held in both English and Japanese (Bilingual)

Color category to indicate the vacancy

Available

5-10 slots available

Less than 4 slots available



4) Timetable

Be sure to check the timetable with your supervisor before registration period A to avoid conflict between classes. It is highly recommended you have completed your language courses as there is some possibility that their timetables should overlap. (in such cases, seminar courses cannot be registered.)

Course name	Dummy Timetable @Syllabus	Timetable @Campusmate
Major Seminar I/II	3 rd period on Saturday('dummy')	Actual Timetable (Mon – Fri) Other courses can not be registered in the slot 'Major Seminar II' is actually scheduled in
Research Seminar/ Graduation Research I	1 st period on Saturday('dummy')	1 st period on Saturday ("dummy") please confirm with your instructor regarding the actual class schedule and the classroom before the class starts.
Undergraduate Thesis/ Graduation Research II	2 nd period on Saturday('dummy')	2 nd period on Saturday (*dummy) please confirm with your instructor regarding the actual class schedule and the classroom before the class starts.

NOTE

There have been actual cases in which students failed to confirm the timetable of the 4th year seminar class before the semester begins and later discovered that the seminar class overlapped with another one.

5) Seminar Application Essay & Assignment



- **As a standard requirement for both main seminar and sub-seminar applications, applicants are asked to provide an essay stating the reason why they wish to apply for the seminar and so on. You are free to write your essay however you wish in approximately 600 words (about 1 A4 size sheet of paper in length)**
- **In addition to the essay, some instructors may require a supplementary assignment so please be sure to check the syllabus way in advance or ask your seminar instructors directly during individual consultations.**
- **There are cases in which applicants are exempted from providing an essay. Please see the next slide for more details.**
- **As you are to enter the essay and/or assignment directly into the application page in *manaba*, we strongly recommend that you prepare your essay/assignment beforehand using MS word(or any equivalent word processing software).**
- **The box provided in manaba only accepts plain text. Assignments which require the use of objects (images, tables, graphs, etc.) may be uploaded as a separate file using the upload feature found right below the text box for the assignment. (up to 55mb)**

5) Application Essay & Assignment



Q. Does any of the following apply to you?

- a** The seminar instructor **specifies a separate assignment** and clearly indicates that he/she **does not require applicants to write an ‘application essay’**.
- b** I **had previously been taking the seminar and wish to return** to the seminar next semester when I come back **from an exchange program or a leave of absence**.

NO

YES

Q. Did your desired seminar instructor specify on the syllabus or during consultation that you need to submit a ‘Separate Assignment’?

NO

YES

Q. Which one applies to you?

a

b

Application Requirement

Enter only the ‘Application Essay’ in *manaba*

Enter both the ‘Application Essay’ and the ‘Assignment’ in *manaba*

Enter (or upload) only the ‘Assignment’ in *manaba*
(No need to provide the ‘Application Essay’)

No need to provide the ‘Application Essay’.
*Please check the syllabus or confirm with the seminar instructor regarding whether you need to submit any assignment(s).

6) Screening Procedure



1st

	Zemi	1 st choice screening	2 nd choice screening	Sub-seminar screening	Final Result		Zemi	1 st choice screening	2 nd choice screening	Sub-seminar screening	Final Result
1 st choice	A	○	—	—	A	1 st choice	A	×	—	—	—
2 nd choice	—	—	—	—	—	2 nd choice	—	—	—	—	—
Sub Seminar	—	—	—	—	—	Sub Seminar	—	—	—	—	—

- In the case you apply only for the first choice of the main seminar
If you are accepted for A seminar, you will take A seminar as your main seminar.
If you fail A seminar, you will not take any seminar in the next semester.

1st + 2nd

	Zemi	1 st choice screening	2 nd choice screening	Sub-seminar screening	Final Result		Zemi	1 st choice screening	2 nd choice screening	Sub-seminar screening	Final Result
1 st choice	A	○	—	—	A	1 st choice	A	×	—	—	—
2 nd choice	B	—	—	—	—	2 nd choice	B	—	○	—	B
Sub Seminar	—	—	—	—	—	Sub Seminar	—	—	—	—	—

- In the case that you apply for the main seminar up to the second choice
If you are accepted for A seminar, you will take A seminar as your main seminar.
If you are unsuccessful in A seminar but successful in B seminar, you will take B seminar as your main seminar. If you fail both, you will not take any seminar in the next semester.

6) Screening Procedure



1st + 2nd + Sub

	Zemi	1st choice screening	2nd choice screening	Sub-seminar screening	Final Result
1st choice	A	○	—	—	A
2nd choice	B	—	—	—	—
Sub Seminar	B	—	—	○	B

If you choose seminar A as your first choice for the main seminar, it is also possible to apply for B seminar as your second choice and sub seminar.

	Zemi	1st choice screening	2nd choice screening	Sub-seminar screening	Final Result
1st choice	A	○	—	—	A
2nd choice	B	—	—	—	—
Sub Seminar	C	—	—	○	C

	Zemi	1st choice screening	2nd choice screening	Sub-seminar screening	Final Result
1st choice	A	x	—	—	—
2nd choice	B	—	○	—	B
Sub Seminar	C	—	—	○	C

• In the case you apply for the main seminar up to the second choice and also apply for a sub seminar
 If your A seminar is accepted for the main seminar, you will take the A seminar as your main seminar.
 If your A seminar is not accepted in the main seminar and your B seminar is accepted, you will take B seminar as your main seminar. Also, seminar C is a sub-seminar and you pass, you will take seminar C as your sub-seminar.

Sub → 3rd

	Zemi	1st choice screening	2nd choice screening	3rd choice screening	Final Result
1st choice	A	x	—	—	—
2nd choice	—	—	—	—	—
Sub Seminar	C	—	—	○	C✘

	Zemi	1st choice screening	2nd choice screening	3rd choice screening	Final Result
1st choice	A	x	—	—	—
2nd choice	B	—	x	—	—
Sub Seminar	C	—	—	○	C✘

	Zemi	1st choice screening	2nd choice screening	3rd choice screening	Final Result
1st choice	—	—	—	—	—
2nd choice	—	—	—	—	—
Sub Seminar	C	—	—	○	C✘

• Patterns of applying for sub-seminars only
 -If you have taken a main seminar in the previous semester, you can apply only for a sub-seminar in your own college or in the other college.
 -If you have not taken the main seminar, you can apply for a new sub-seminar only if you are applying for a sub-seminar in the other college.

• In the case you pass only the sub-seminar
 If the sub-seminar is a seminar of your college, it will be taken as a main seminar.
 If the sub-seminar is a seminar of the other college, it will be taken as a sub-seminar.



For More Detailed Information

Please visit our Academic Website.



<http://en.apu.ac.jp/academic/page/content0059.html/?c=17>

**If our website does not answer your
question, please email us at :**

seminar1@apu.ac.jp

