



Workshops

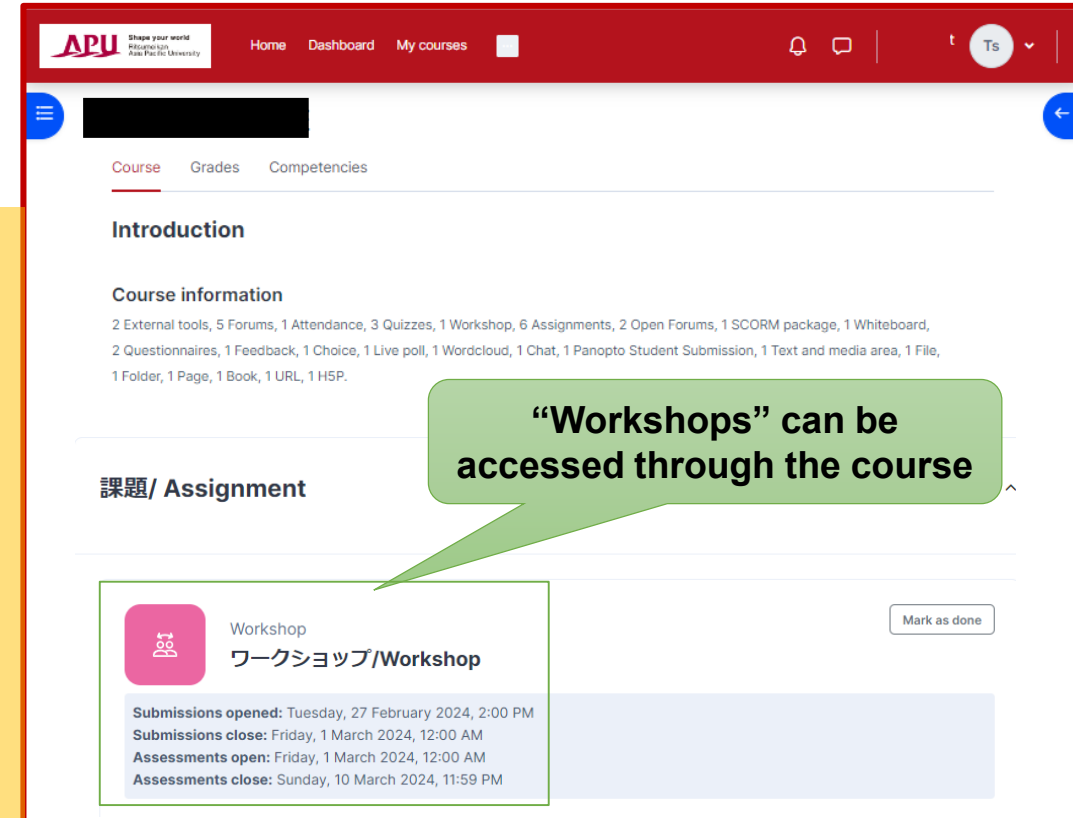
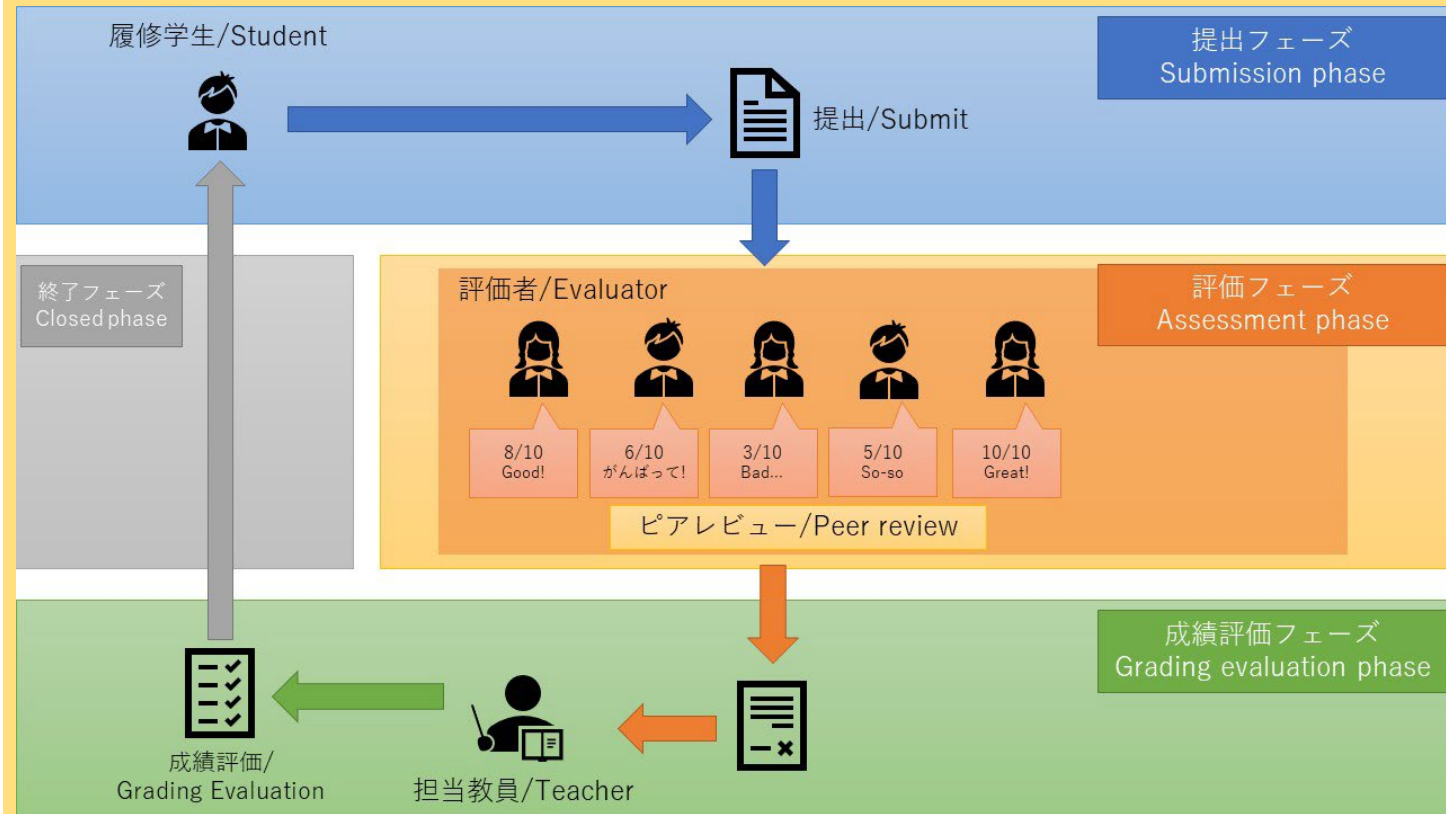
Table of Contents

Item	Content	Page
1	About Workshops	3
2	Submitting Workshop Assignments	4
3	Evaluating other Students' Submitted Assignments	5
4	Checking Final Evaluations	6

Workshops

- What is a workshop?
 - A function to let course students evaluate (peer review) each other's submitted assignments

Example of Use



Submitting Workshop Assignments

Add submission

Submission phase

Setup phase	Submission phase Current phase ● Submit your work	Assessment phase
-------------	--	------------------

Instructions for submission

Instructions for submission

Example submissions to assess

Example submissions
No grade yet

Assess

Your submission

You have not submitted your work yet

If the instructor has enabled example submissions, then you can submit your example assessments here

Submission

Title

Submission content

Online Text Entry

Maximum number of submission attachments 1

Attachment

Files Add... Files

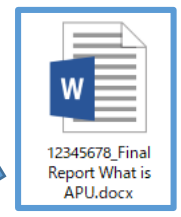
Upload File Here

You can drag and drop files here to add them.

Maximum file size: 512 MB, maximum number of files: 1

Save changes Cancel

If you wrote the assignment online, save it to your PC, then upload the file here



After you fill out the information and upload the file, make sure there are no mistakes, then click "Save"

Evaluating other students' submissions

Assessment phase

Setup phase	Submission phase	Assessment phase	Grade phase
	✓ Submit your work	Current phase ● ✓ Assess peers total: 1 pending: 1	

Your submission ▾

by [redacted]
submitted on Thursday, 21 December 2023, 1:56 PM

Instructions for assessment ▾

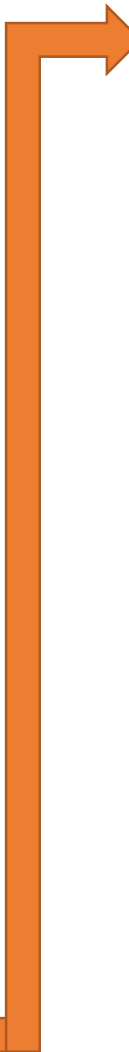
Instructions for assessment

Example submissions to assess ▶

Assigned submissions to assess ▾

by [redacted]
submitted on Thursday, 21 December 2023, 1:55 PM
No grade yet

Assess



Check the submitted assignment, then enter your assessment

Assessed submission

by [redacted]
submitted on Thursday, 21 December 2023, 1:55 PM
Submission content by Student A

Instructions for assessment ▾

Instructions for assessment

Your assessment

by [redacted]
Not assessed yet

Assessment form ▾

Aspect 1

Accumulative grading Description

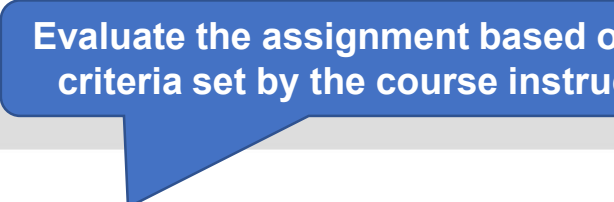
Grade for Aspect 1

Comment for Aspect 1

Overall feedback

Feedback for the author

Feedback comment section



Evaluate the assignment based on the criteria set by the course instructor

Click "Save" after entering your assessment

Checking Final Evaluations

WORKSHOP
Workshop/ワークショップ

Mark as done

Closed

Setup phase	Submission phase	Assessment phase	Grading evaluation phase	Closed
	✓ Submit your work	✓ Assess peers total: 1 pending: 0		Closed Current phase ●

Conclusion ▾
Conclusion

Your grades ▾

Grade for submission 77.33 / 80.00	Grade for assessment 19.00 / 20.00
--	--

Your submission with assessments ▾
[redacted]
submitted on Thursday, 21 December 2023, 1:56 PM

Assigned submissions to assess ▾
[redacted]
submitted on Thursday, 21 December 2023, 1:59 PM

To: **Feedback by** [redacted]
Feedback for the reviewer

General feedback and comments from instructor

Score you received

You can check the feedback on the assignment you evaluated

My submission
Instructions for submission ▾
Instructions for submission

Student B
by 受講者00091
submitted on Thursday, 21 December 2023, 1:56 PM
Submission content by Student B

Assessment
Grade: 80 of 80
Weight: 2
Assessment form ▾

Aspect 1
Accumulative grading Description

Grade for Aspect 1: 10 / 10

Comment for Aspect 1: Comment for Aspect 1 by student A

Overall feedback ▾
Feedback for the author by student A

Assessment
Grade: 72 of 80
Assessment form ▾

Aspect 1
Accumulative grading Description

Grade for Aspect 1: 9 / 10

Comment for Aspect 1: Comment for Aspect 1 by faculty

Check the assessment you received