

# manaba course 2.95 Version Upgrade

- ・ The images shown are only for reference. In some cases they may differ from the actual screen or manual.
- ・ Some of these upgrades may already have been released, depending on your version.



# INDEX

---

- For Faculty
  - P. 3 Assignments / Grades: Additional Bulk Operations such as Delete, etc.
  - P. 4 Support added for uploading Excel files in xlsx format
  - P. 5-6 Partial changes to course functions for server-heavy courses
- For Students/Faculty
  - P. 7 Microsoft Edge added to list of recommended browsers
- Other Updates / Bug fixes

# <Faculty>

## Assignments / Grades: Additional Bulk Operations such as Delete, etc.

### ◆ Overview

Can now carry out additional bulk operations via the Tests, Surveys, Assignments, Projects, and Grading functions.

[Tests / Surveys / Reports / Projects]

Can now bulk Publish, Unpublish, or Delete assignments.

[Grading]

Can now bulk Delete grades.

### ■ Batch Selection Screen

The screenshot shows two interface panels. The top panel, 'Tests Administration', features a table with columns for 'No.', 'Title', 'prereq.', and a date range. A 'Multiple Selection' menu is open, showing options for 'Bulk Publish', 'Bulk Unpublish', and 'Bulk Delete'. The bottom panel, 'Grades Administration', features a table with columns for '#', 'Title', 'Administered on', 'Publish / Unpublish', 'Published on', and 'Regist'. A 'Multiple Selection' menu is open, showing a 'Delete' option.

No.	Title	prereq.	
1	Exercise Drill 1	-	2020-02-17 11:35 - 2021-02-17 11:35

#	Title	Administered on	Publish / Unpublish	Published on	Regist
1	Test pop quizzes	2020-02-26 14:38 -	Unpublished	Not specified	0 iter

### ■ Assignment/Grade Selection Screen

The screenshot shows a 'Multiple Delete' dialog box. It contains a filter section with a 'title' input field and an 'Apply' button. Below is a table with columns for 'No.', 'Title', 'Administered on', and 'Published on'. Three rows are listed, each with a checkbox and a 'Drill' title. At the bottom are 'Delete' and 'Close' buttons.

This is the list of grades which are deletable.  
Check grades you would like to delete and click Delete.

Filter  
title

<input type="checkbox"/>	No.	Title	Administered on	Published on
<input type="checkbox"/>	2	Drill 1		Not specified
<input type="checkbox"/>	4	Drill 2		Not specified
<input type="checkbox"/>	5	Drill 3		Not specified

## < Faculty >

# Support added for uploading Excel files in .xlsx format

---

### ◆Overview

When uploading evaluation sheets used for grading assignments and other Excel files, faculty can now upload in .xlsx format in addition to the existing .xls support

### [Affected Functions]

#### <Grade Registration>

- Tests screen – Grade Management
- Report screen – Grade Management
- Grades screen – Registering graded items
- Grades screen – Managing each grade item

#### <Non-Grade Related>

- Bulk Test Upload

※As before, downloaded Excel files will be in .xls format.

We plan to introduce support for downloading in .xlsx in the future.

※Even after this support is added the on-screen wording will not change.

### ■Excel Upload Screen

The screenshot shows the 'Excel Upload Screen' with three numbered steps:

- 1 Download Test Evaluation Sheet**  
Download [View Questions]
- 2 Upload grade data**  
Upload grade data to register grades  
ファイルを選択 選択されていません Upload
- 3 Download grade data to review**  
No grades has been registered.

Step 2 is highlighted with a red box.

## < Faculty >

### Partial changes to course functions for server-heavy courses 1/2

---

#### ◆ Overview

To prevent the entire manaba system from being overloaded, partial changes have been made to the pages and functions of courses with 5000 registrants or more and courses with an extremely large number of assignments.

① If [Course Members x number of assignments on screen simultaneously] is 10,000 or more, the number of submissions will be hidden on the assignment management screen.

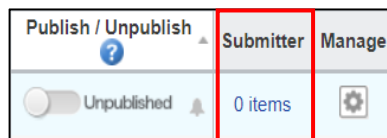
Ex. 1: 6000 course members with 3 tests.

6000 x 3 tests = 18,000 which is larger than 10,000 – no of submissions not shown on test screen

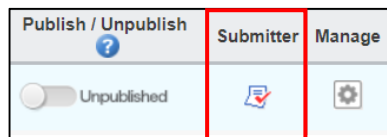
Ex. 2: 6000 course members, 1 test, 1 survey

Each page is 6000 members x 1 assignment = 6,000, less than 10,000 - no of submissions displayed

■ [Course members x no. of assignments] is less than 10,000



■ [Course members x no. of assignments] is more than 10,000



An icon is shown instead of the number of submissions.

After clicking the icon you can check the submission status on the usual [Submission Status (Individual)] screen.

---

# < Faculty >

## Partial changes to course functions for server-heavy courses 2/2

---

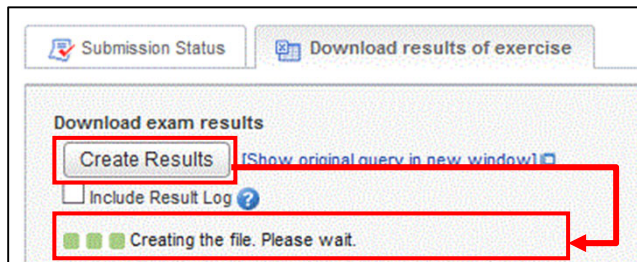
② If course has 5000 members or more, and you want to download an Excel file related to the course list, including grading sheets, clicking the download button will schedule file creation

- Fewer than 5000 course members

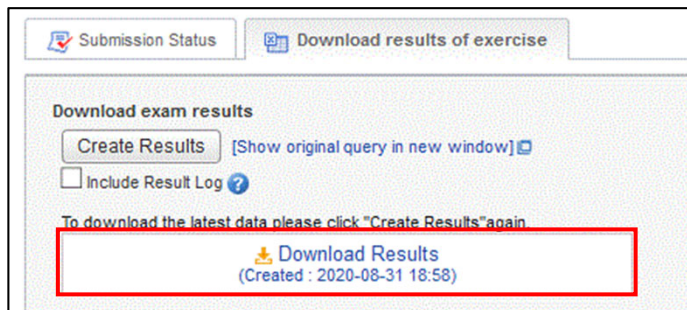
Click the download button to download the file directly

- 5000 course members or more

1. Click the Excel download button (Create XX) and the creation message below will display



2. After the file is created, click the created link to download the file.



## <Faculty/Students>

# Microsoft Edge added to the list of recommended browsers

---

### ◆ Overview

Microsoft Edge (version 79 or later) has been added to the list of recommended browsers.

### ◆ Updated List of Browsers by OS

[Windows]

Microsoft Edge (※Edge 79 or later / Internet Explorer / Google Chrome / Mozilla Firefox)

[ Macintosh]

Safari / Mozilla Firefox

[ iOS ]

Safari

[ Android ]

Google Chrome

※Support provided for versions of each OS that are supported by Microsoft/Apple/Google.

※Browser support refers to the latest version supported by each OS.

※Please permit use of Cookies and JavaScript in each browser.

---

## <Other Updates/ Bug Fixes>

---

- Introduction of autosave function every 30 seconds for Test and Survey responses
  - ※Just as before, if you use the [pause] button the last saved answer will be automatically entered at the start of the next response time.
  - Both the [pause] button and the autosave function will save the last saved data.
- If the title of an already submitted report is changed, the title will remain unchanged in the portfolio
- Addition of the following links to the Mobile version
  - Drill response history – added [Check scoring results] link
  - My Page setting screen – added [Password Settings] link
- Small corrections or changes to on-screen wording, bug fixes
- Partial changes or additions to the Basic manaba user manual