

Application must be completed on line. Please read the below instructions carefully.

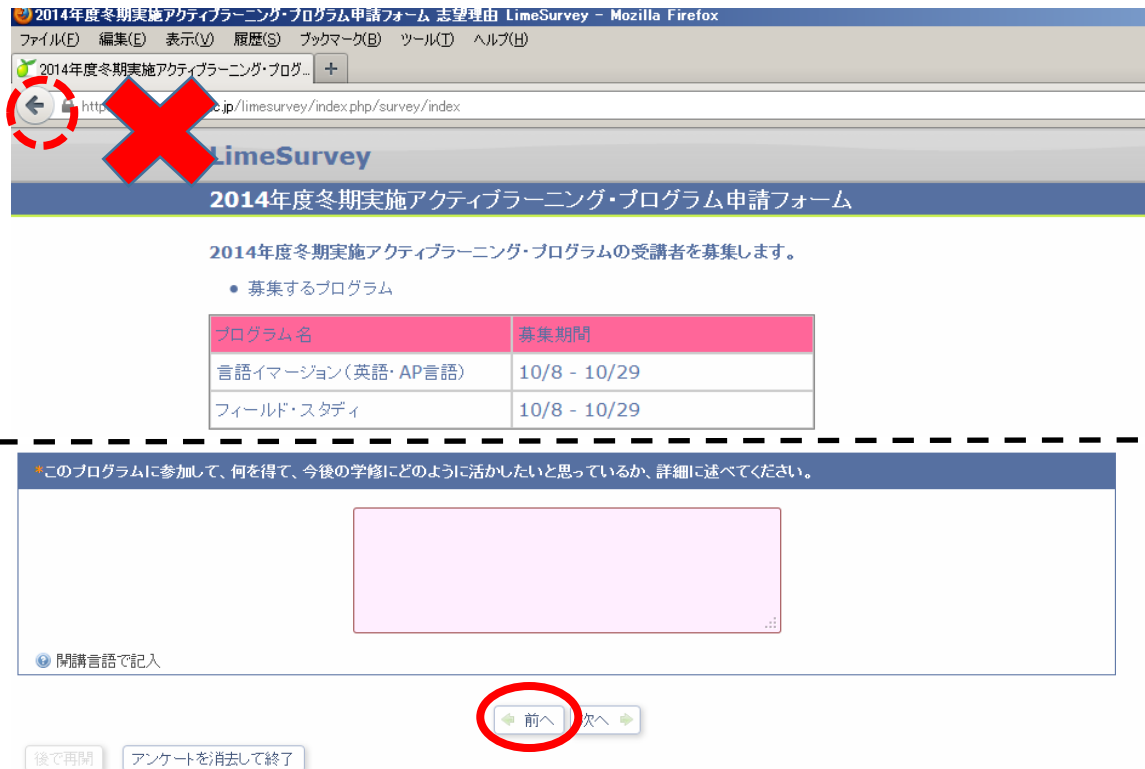
1. Documents to prepare (Mandatory information)

The following information will be asked during the application process.

- Passport Information
(For those who do not have a passport, estimate date you will receive a passport will be asked.)
Please prepare to upload a photograph of your passport (photo page).
*Please be sure that your passport is valid for at least 6 months before your date of arrival.
- Resident Card Information (for non-Japanese students only)
Date of expiration will be asked.
- Application Essay
As you will be asked to write up to 300 words, it is highly recommended to prepare an essay before you enter your application.

2. Important Notes

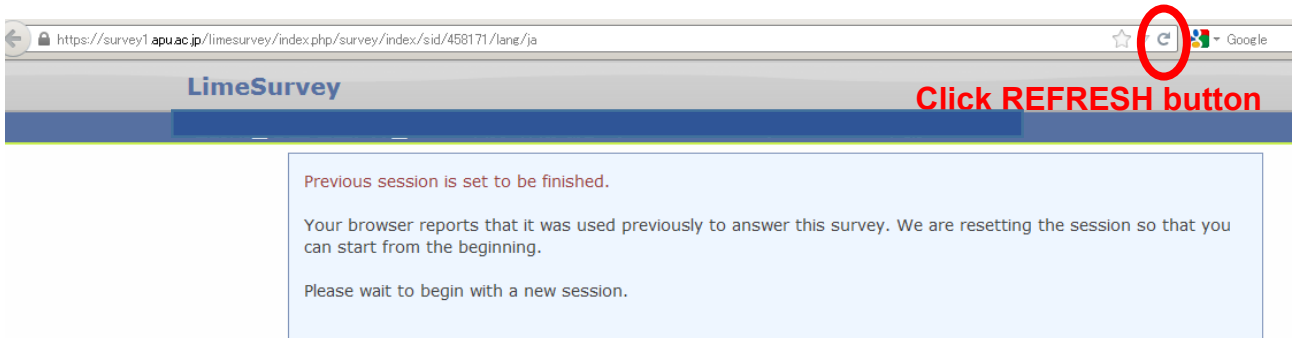
- ① Do not click browser's back button. Use "Previous" button on the bottom of the screen to go back to the previous screen.



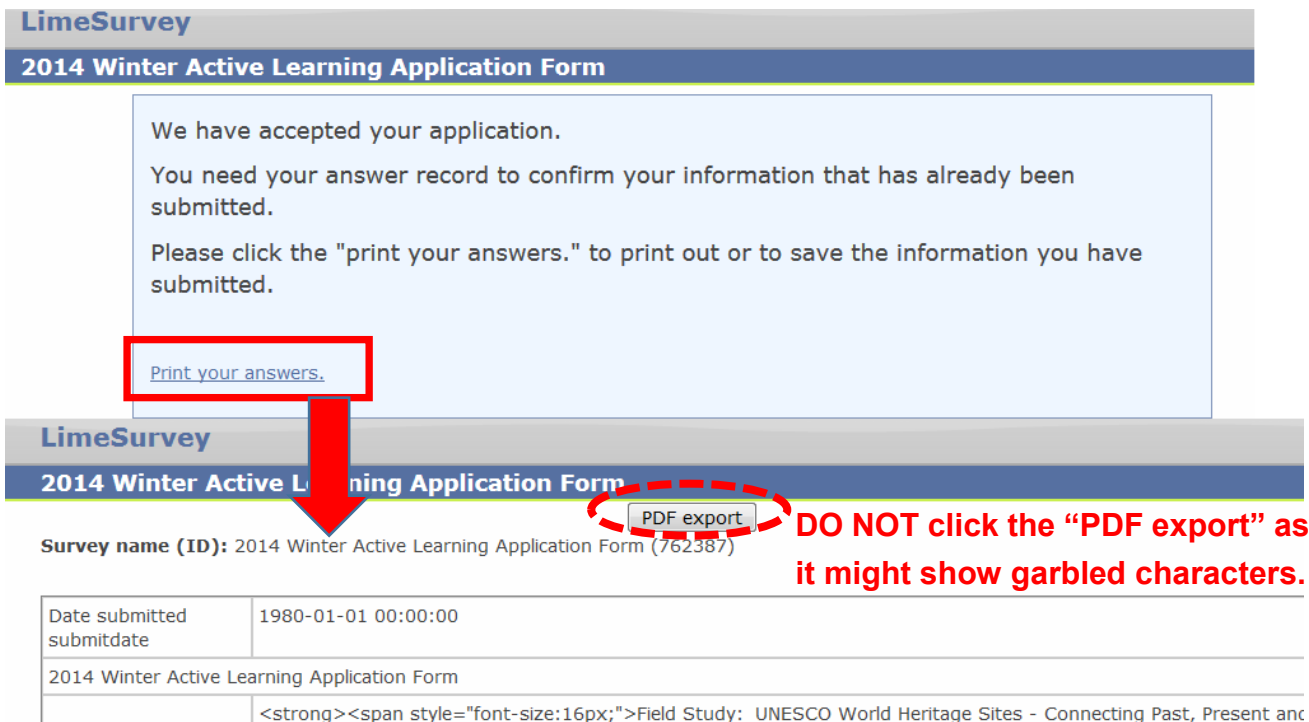
- ② Passport picture

- File name must be in the following format: "Student ID No. __Name in alphabet"
Example : 12345678_RitsumeiHanako.jpg

- Do not put anything on the comment column on the upload screen.
- ③ If you want to apply to more than one program, please submit a separate application for each program.
- *When applying for multiple applications through the same internet browser, below caution message may appear.
- You will see new application screen by clicking REFRESH button.



- ④ Make sure to save your application data. You need answer record to confirm your information that has already been submitted in the application.
- Click the “Print your answers.” to print our or to save the information you have submitted.
- For any inquiries, please bring this application record with you to the Academic Office. Inquiries will not be accepted without a printed application record.
- If you submit the online application multiple times, only the most recent application will be accepted.



We recommend you to print out or take a screen shot of this page instead.