


- 6. Breakout Rooms -

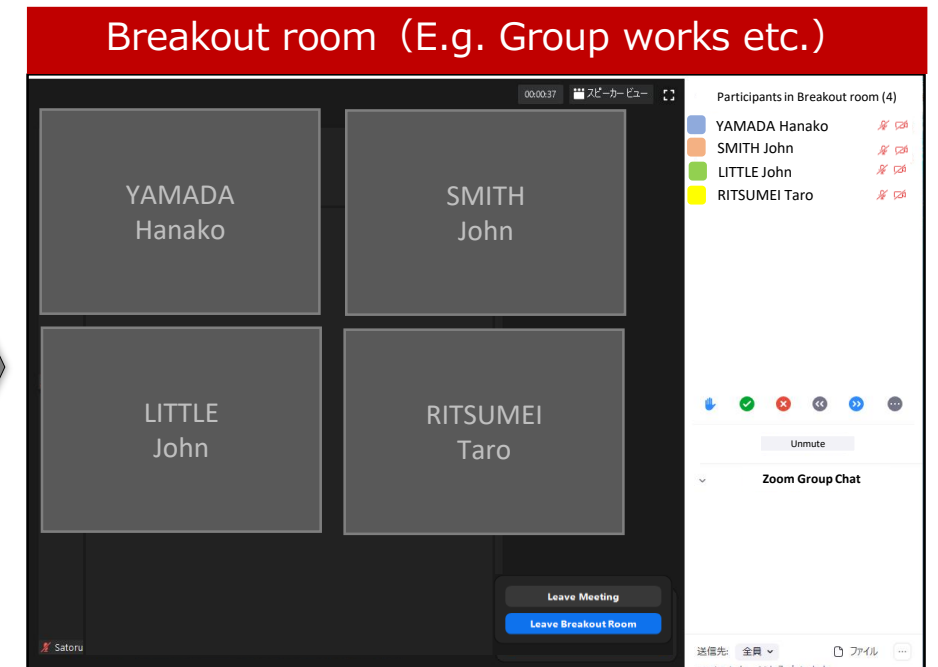
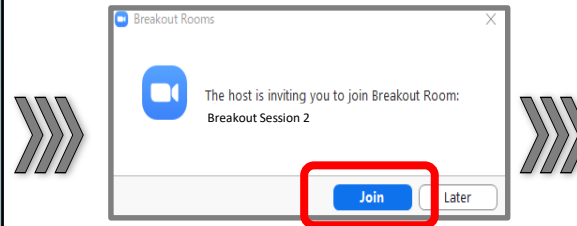
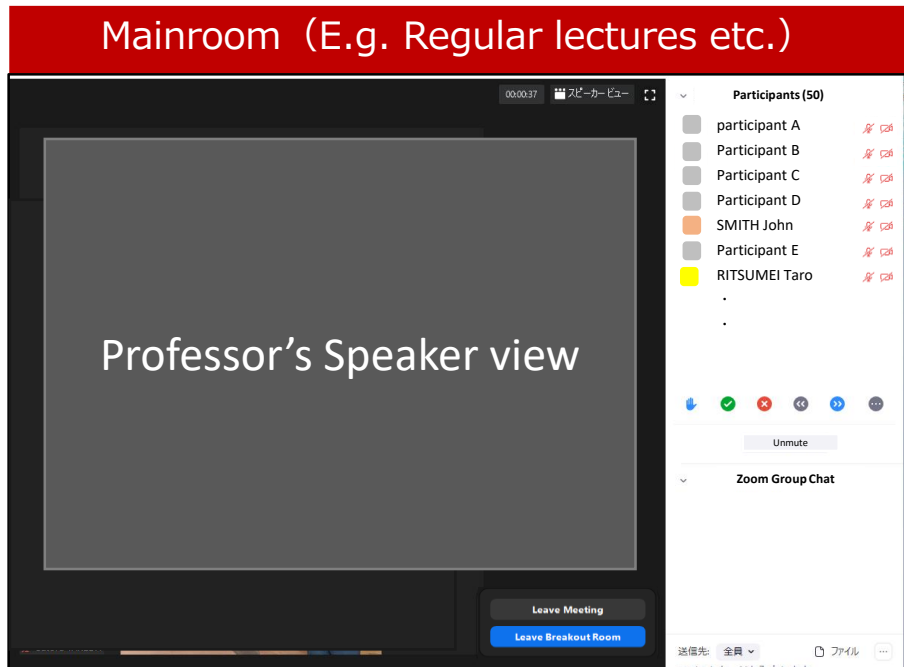
2020.06.17. APU Academic Office



20周年、
世界を変える物語はつづく。
立命館アジア太平洋大学
2000-2020

What is a Breakout Room?

- A Breakout Room is a separate session opened during the main session of a meeting (class).
- Breakout rooms are often used for group work.



Managing Breakout Rooms

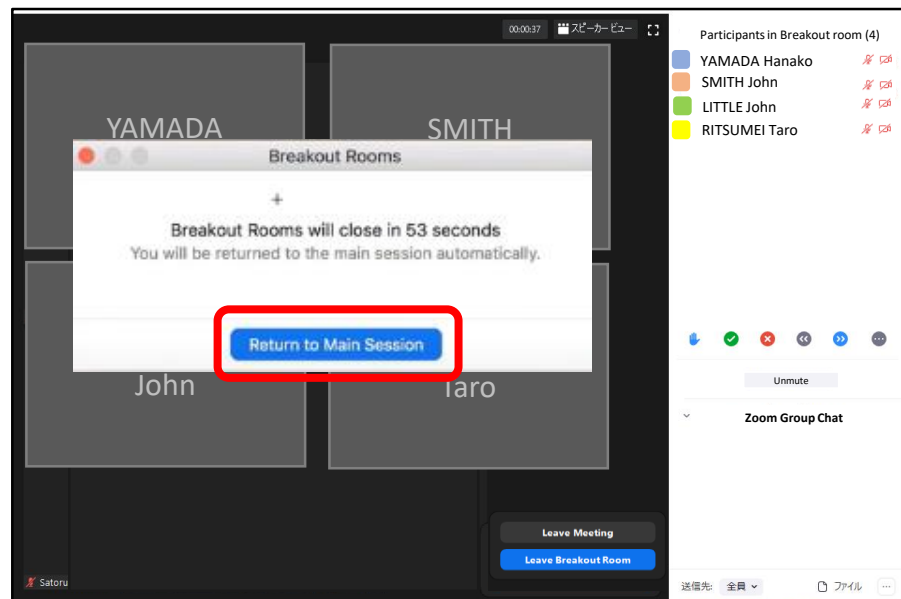
Breakout rooms are mainly managed by the course instructor, so the available functions are limited.

To Join a Room

Just as before, click [Join]. (You may also be automatically added to the breakout room.)

To Leave a Room

As shown in the pictures below, a message will appear when the instructor decides to close the breakout room. Please select the option to “Return to main room.”



Other functions

- Please note, if you click “Leave meeting” from the bottom right, you will leave the whole classroom.
- If you click “Leave Breakout Room” on the bottom right, you will go back to the main room. Please follow your instructor’s directions.
- All other functions are essentially the same as in regular classes.