

[Important]
AY 2021 Spring Semester
Course Registration
Information
- Graduate Students-

Table of Contents

1. Types of Classes

(1) Hybrid-style

(2) Zoom-style

2. Course Registration How to Read the Course Timetable/ Course Registration on Campusmate

How to Read the Course Timetable

Course Registration on Campusmate

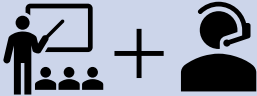


How do classes appear on the Campusmate screen?

Campusmate Course Registration Screen

3. Notes and Warnings

1. Types of Classes

Types of Classes

Type		Graduate Courses	Overview	Registration
Hybrid-style		Lecture Courses Some Seminars Some Language Courses	Held On Campus + Online	Registered by Student
				Registered by University
Zoom-style		Some Lecture Courses Some Seminars Some Language Courses	Held online only. Cannot take in-person.	Registered by Student
				Registered by University
On Campus		Not Applicable	Held in-person only. Cannot take online.	--

The formats of the Graduate Seminars will be decided by the course instructor based on the situation of the course students.

Hybrid



+



(1) Hybrid-style




Instructor



- Instructor teaches class in the classroom
- Class is also offered online at the same time

Students



- In principle, should switch week by week attending class on campus and online via Zoom.
- The university strongly recommends students attend class on campus, but hybrid-style classes can also be taken online-only via Zoom.

(1) Hybrid-style



- ▶ What do you mean switch week by week ?
- If you choose to attend class in-person, the last digit of your Student ID number will designate when you can take class in the classroom and when you should take class on Zoom.

Week Odd-Numbered Students (1·3·5·7·9) Take Class On Campus

Week Even-Numbered Students (0·2·4·6·8) Take Class On Campus

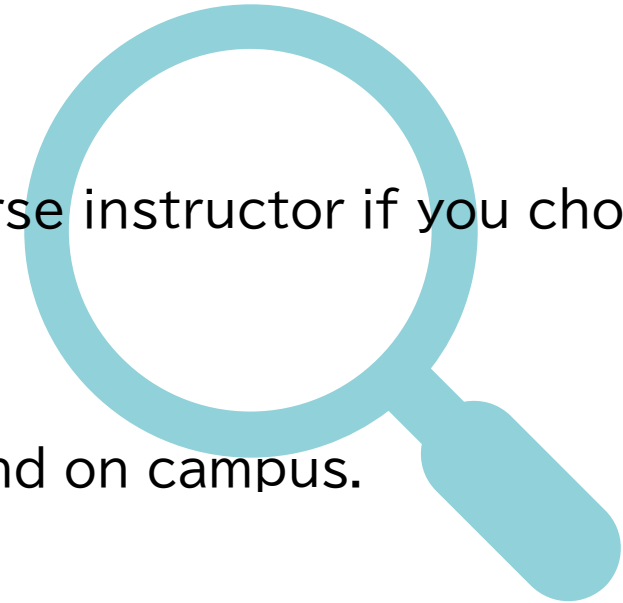
4月 / April						
Mon	Tue	Wed	Thu	Fri	Sat	Sun
			1	2	3	4
5	6	7	8	9	10	11
12	13	14	15	16	17	18
19	20	21	22	23	24	25
26	27	28	29	30	1	2

5月 / May						
Mon	Tue	Wed	Thu	Fri	Sat	Sun
					1	2
3	4	5	6	7	8	9
10	11	12	13	14	15	16
17	18	19	20	21	22	23
24	25	26	27	28	29	30
31	1	2	3	4	5	6



► Notes for Hybrid-style Classes

- You do not have to choose whether you will take class on Zoom or on campus when you register for classes.
- You do not have to apply to the university or your course instructor if you choose to attend all your classes on Zoom only.
- There may be students taking the same class online and on campus.



Zoom



(2) Zoom-style



Instructor



- Instructor Teaches class on Zoom only.

Students



- Attend class via Zoom.
- Cannot join class in person.

2. Course Registration

How to Read the Course Timetable &
Course Registration on Campusmate

How to Read the Course Timetable

①

A circle [O] shows the type of class.

②

May or may not have information depending on type of class

Classrooms in parenthesis () can be used by students to take class online

③

Class type is written in front of the name of the course.

①

Period	Hybrid	Online	Switch	On-campus
3		○		
3	○			
3		○		
5	○			

②

Zoom MTG ID	Classroom
222-222-222	(F201)
777-777-777	F102
888-888-888	(F103)
333-333-333	F108

③

*This is just an example Course Timetable

Subject CD	Course Name
062130SM	Online)International ManagementSM
061244SA	Hybrid)Urban SustainabilitySA
062170SM	Online)Media and CommunicationSA
061024SA	Hybrid)Management in Asia and JapanSM

Course Registration on Campusmate

Course Registration TIPS
2021 Spring

Course Registration Screen

Save Changes

Return

Permission to take courses held in Japanese: Eligible

















Permission to take courses held in English: Eligible

Registered Credits / Maximum Credits / 20

Registered Opposite Language Credits

Click !

 Unregistered  Registered  Unmodifiable

Day / Period	Monday	Tuesday	Wednesday	Thursday	Friday	Saturday
1						
						
2						
						

Click the pencil icon in the top left corner of the box

How do classes appear on the Campusmate screen?



- ▶ ① Hybrid-style
 - (Hybrid) is before the Course Name.
 - Do not have to choose between on campus + Zoom or Zoom only when registering.
- ▶ ② Zoom-style
 - (Online) is before the Course Name.

Course Selection TIPS

2021 Spring Monday 3

<input type="radio"/>	Monday3	010290OB	SP		Switch)Spanish I OB		4	GUERREROMACIAS Luis David	0	
<input type="radio"/>	Monday3	010350HA	SP	①	Hybrid)Vietnamese I HA		4	TRAN Thuy Vinh	0	
<input type="radio"/>	Monday3	020038JA	SP		Online)Introduction to GISJA	J	2	KOYAMA Takushi	0	
<input checked="" type="radio"/>	Monday3	020241EA	SP1	②	Online)Japanese EconomyEA	E	2	NAKAGAMI Masafumi	100	

Campusmate Course Registration Screen

Course Registration Confirm TIPS

Course Registration Confirmation

Double check!! Are the classes and the class types correct?

2021 Academic Year Spring Semester

11419012 NABILA Salsabiil

College of Asia Pacific Studies Department of Asia Pacific Studies

Semester Student Third Semester Student

Hidayat

Lecture Duration	Day	Period	Course		Language	Instructor	Credits
SP	Monday	2	010180EC	Switch)Chinese I EC		WU Qingqing	4
SP	Tuesday	2	010180EC	Switch)Chinese I EC		WU Qingqing	
SP	Wednesday	3	027011EA	Hybrid)Introduction to Peer Leader TrainingEA	E	ROUX Petrus Willem	2
SP	Thursday	2	010180EC	Switch)Chinese I EC		WU Qingqing	
SP	Friday	2	010180EC	Switch)Chinese I EC		WU Qingqing	
SP1	Monday	3	020241EA	Online)Japanese EconomyEA	E	NAKAGAMI Masafumi	2
SP1	Monday	5	027029EB	On-campus)Japanese Art of Tea CeremonyEB	E	SOTAI Pongpan	2
SP1	Thursday	3	020241EA	Online)Japanese EconomyEA	E	NAKAGAMI Masafumi	
SP1	Thursday	5	027029EB	On-campus)Japanese Art of Tea CeremonyEB	E	SOTAI Pongpan	
Total Registered Credits							10

Click "Print" to print a copy of this screen for your records.

Print

Please save the Registration Number!

Registration No.1771848

3. Notes and Warnings

Important Notes and Warnings

- Based on the COVID-19 situation, all classes may suddenly be switched to Online (Zoom) even after classes start.
- It will be possible to register for online-only classes, regardless of your current location.
- Each student should register for courses during “Course Registration Periods” via [Campusmate](#). These periods are held before each semester begins. Please see the Graduate School website [[News Section](#)] for the detailed schedule.
- Each student is responsible for securing the necessary equipment and network connections required to take online classes via Zoom. Please see the Academic Office website [[Online Classes \(Zoom\)](#)] page for requirements.
- If taking a class on campus it is not required to bring a PC or tablet, but it is possible there will be groupwork with students taking the class online. Please check the syllabus and announcements in the first class meeting to confirm what equipment will be required for class.
- If you have continuous on campus classes and online classes in your schedule, it will be possible to use designated classrooms on campus to take online classes. Zoom-style classes have a designated classroom in parenthesis () in the [Course Timetable](#) on the Graduate School website. Rooms for other classes will be announced on Campus Terminal.
- Be sure to read [AY 2021 Spring Semester On-Campus Class Implementation](#).

Period	Type	Location
1	On Campus	Designated Classroom
2	Online	Open Classroom
3	On Campus	Designated Classroom

(Ex: when a student would take an online class while on campus)