

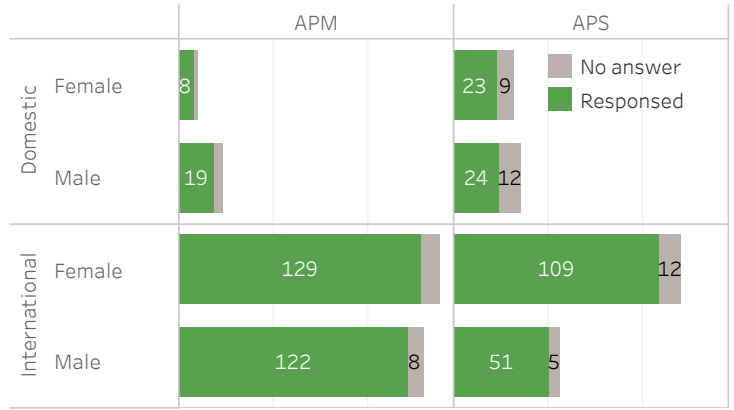
2018 September Graduation Survey

実施期間：2018/8/9～2018/9/14
対象者：2018年9月卒業の学部生

Summary of 2018 September Graduation Survey

回答者数 / Number of Respondents

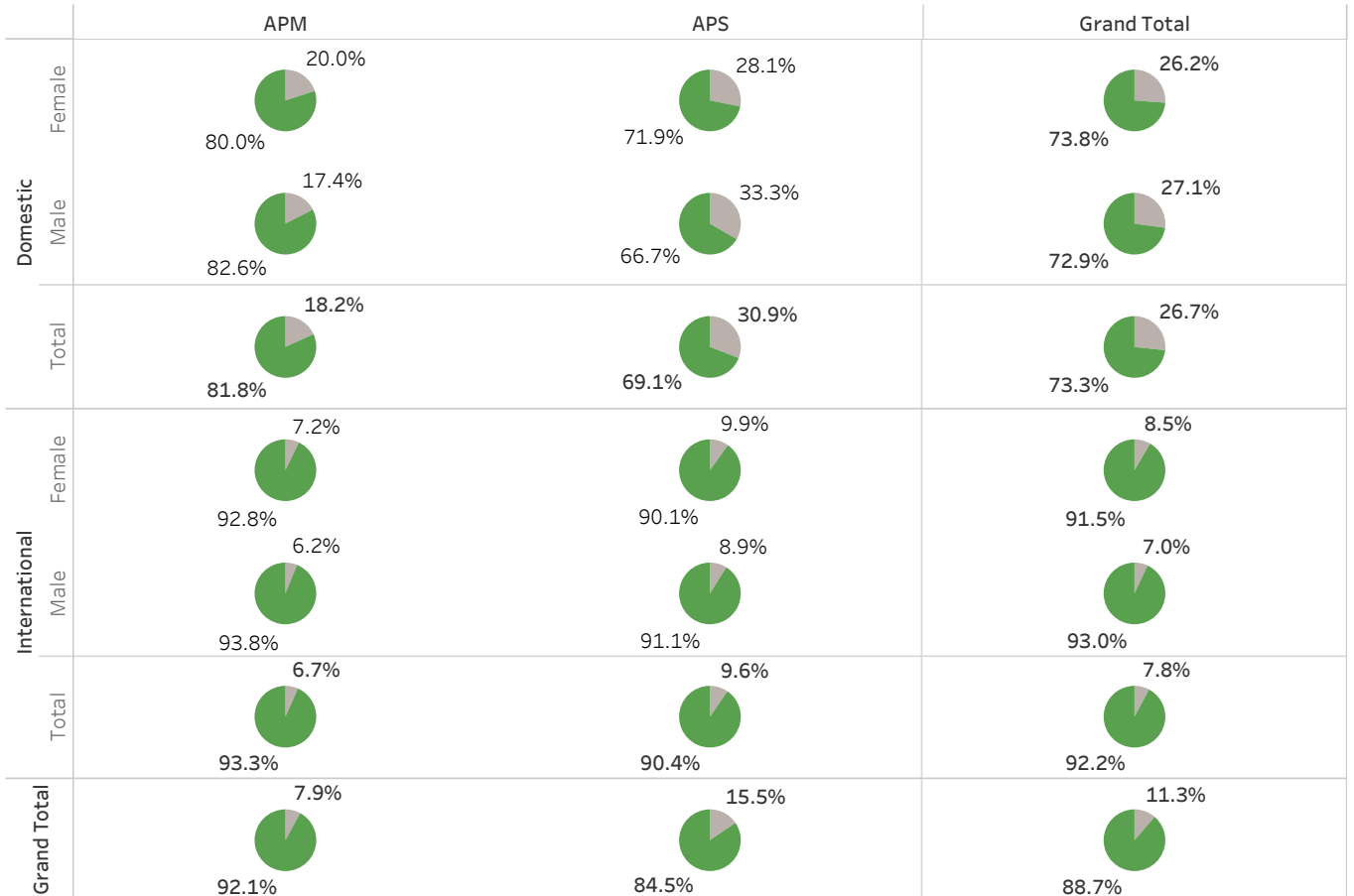
		College		Grand Total
		APM	APS	
Domestic	Female	8 / 10	23 / 32	31 / 42
	Male	19 / 23	24 / 36	43 / 59
	Total	27 / 33	47 / 68	74 / 101
International	Female	129 / 139	109 / 121	238 / 260
	Male	122 / 130	51 / 56	173 / 186
	Total	251 / 269	160 / 177	411 / 446
Grand Total		278 / 302	207 / 245	485 / 547



回答率 / Response Rate

		College		Grand Total
		APM	APS	
Domestic	Female	80.0%	71.9%	73.8%
	Male	82.6%	66.7%	72.9%
	Total	81.8%	69.1%	73.3%
International	Female	92.8%	90.1%	91.5%
	Male	93.8%	91.1%	93.0%
	Total	93.3%	90.4%	92.2%
Grand Total		92.1%	84.5%	88.7%

回答率 / Response Rate [Graph]



Experienced growth 1/2

			A1 とても実感している Very much	A2 ある程度実感している To a certain degree	A3 どちらとも言えない Neutral	A4 あまり実感していない Not much	A5 全く実感していない Not at all	Grand Total
語学力が向上した	Improved language skills	Domestic	19 (25.7%)	37 (50.0%)	9 (12.2%)	7 (9.5%)	2 (2.7%)	74 (100.0%)
		International	203 (49.4%)	165 (40.1%)	29 (7.1%)	9 (2.2%)	5 (1.2%)	411 (100.0%)
		Total	222 (45.8%)	202 (41.6%)	38 (7.8%)	16 (3.3%)	7 (1.4%)	485 (100.0%)
国際感覚を養うことができた	Developed an international perspective	Domestic	39 (52.7%)	26 (35.1%)	4 (5.4%)	3 (4.1%)	2 (2.7%)	74 (100.0%)
		International	247 (60.1%)	127 (30.9%)	27 (6.6%)	6 (1.5%)	4 (1.0%)	411 (100.0%)
		Total	286 (59.0%)	153 (31.5%)	31 (6.4%)	9 (1.9%)	6 (1.2%)	485 (100.0%)
いろいろな国の人と知り合えた	Met people from different countries	Domestic	41 (55.4%)	26 (35.1%)	6 (8.1%)		1 (1.4%)	74 (100.0%)
		International	256 (62.3%)	125 (30.4%)	22 (5.4%)	5 (1.2%)	3 (0.7%)	411 (100.0%)
		Total	297 (61.2%)	151 (31.1%)	28 (5.8%)	5 (1.0%)	4 (0.8%)	485 (100.0%)
多様な価値観・文化に触れた	Learned about different cultures and values	Domestic	43 (58.1%)	24 (32.4%)	4 (5.4%)	2 (2.7%)	1 (1.4%)	74 (100.0%)
		International	238 (57.9%)	140 (34.1%)	26 (6.3%)	4 (1.0%)	3 (0.7%)	411 (100.0%)
		Total	281 (57.9%)	164 (33.8%)	30 (6.2%)	6 (1.2%)	4 (0.8%)	485 (100.0%)
多様な価値観を取り入れ、活動に繋がられた	Learned to embrace different values and use them to activities	Domestic	35 (47.3%)	28 (37.8%)	4 (5.4%)	4 (5.4%)	3 (4.1%)	74 (100.0%)
		International	214 (52.1%)	147 (35.8%)	38 (9.2%)	6 (1.5%)	6 (1.5%)	411 (100.0%)
		Total	249 (51.3%)	175 (36.1%)	42 (8.7%)	10 (2.1%)	9 (1.9%)	485 (100.0%)
自分の思考や価値観に気づくことができた	Learned to find my thoughts and values	Domestic	36 (48.6%)	29 (39.2%)	3 (4.1%)	3 (4.1%)	3 (4.1%)	74 (100.0%)
		International	206 (50.1%)	146 (35.5%)	41 (10.0%)	13 (3.2%)	5 (1.2%)	411 (100.0%)
		Total	242 (49.9%)	175 (36.1%)	44 (9.1%)	16 (3.3%)	8 (1.6%)	485 (100.0%)
自分の考えを発信する力が身についた	Acquired the skills to communicate my own ideas	Domestic	32 (43.2%)	28 (37.8%)	8 (10.8%)	4 (5.4%)	2 (2.7%)	74 (100.0%)
		International	190 (46.2%)	161 (39.2%)	49 (11.9%)	5 (1.2%)	6 (1.5%)	411 (100.0%)
		Total	222 (45.8%)	189 (39.0%)	57 (11.8%)	9 (1.9%)	8 (1.6%)	485 (100.0%)
国を超えたネットワークが構築できた	Created networks that transcend borders	Domestic	28 (37.8%)	25 (33.8%)	16 (21.6%)	3 (4.1%)	2 (2.7%)	74 (100.0%)
		International	177 (43.1%)	152 (37.0%)	62 (15.1%)	12 (2.9%)	8 (1.9%)	411 (100.0%)
		Total	205 (42.3%)	177 (36.5%)	78 (16.1%)	15 (3.1%)	10 (2.1%)	485 (100.0%)
将来、国際的に活躍できる人材になれた	Became a person who can be active on the global stage	Domestic	19 (25.7%)	28 (37.8%)	16 (21.6%)	8 (10.8%)	3 (4.1%)	74 (100.0%)
		International	174 (42.3%)	147 (35.8%)	71 (17.3%)	10 (2.4%)	9 (2.2%)	411 (100.0%)
		Total	193 (39.8%)	175 (36.1%)	87 (17.9%)	18 (3.7%)	12 (2.5%)	485 (100.0%)
専門知識を深めることができた	Deepened specialized knowledge	Domestic	11 (14.9%)	19 (25.7%)	19 (25.7%)	16 (21.6%)	9 (12.2%)	74 (100.0%)
		International	112 (27.3%)	157 (38.2%)	79 (19.2%)	46 (11.2%)	17 (4.1%)	411 (100.0%)
		Total	123 (25.4%)	176 (36.3%)	98 (20.2%)	62 (12.8%)	26 (5.4%)	485 (100.0%)
実践的学習や体験を重視し、たがアプリーニングが受け、	I was able to participate in practical training and experience-oriented active learning	Domestic	13 (17.6%)	38 (51.4%)	9 (12.2%)	8 (10.8%)	6 (8.1%)	74 (100.0%)
		International	129 (31.4%)	165 (40.1%)	71 (17.3%)	36 (8.8%)	10 (2.4%)	411 (100.0%)
		Total	142 (29.3%)	203 (41.9%)	80 (16.5%)	44 (9.1%)	16 (3.3%)	485 (100.0%)

Experienced growth 2/2

Q.APUで過ごした学生生活について、以下のことをどの程度実感しましたか？/ Q.Please indicate the degree to which you experienced growth in the following areas as a student at APU.

A1:Very much << A3:Neutral >> A5:Not at all

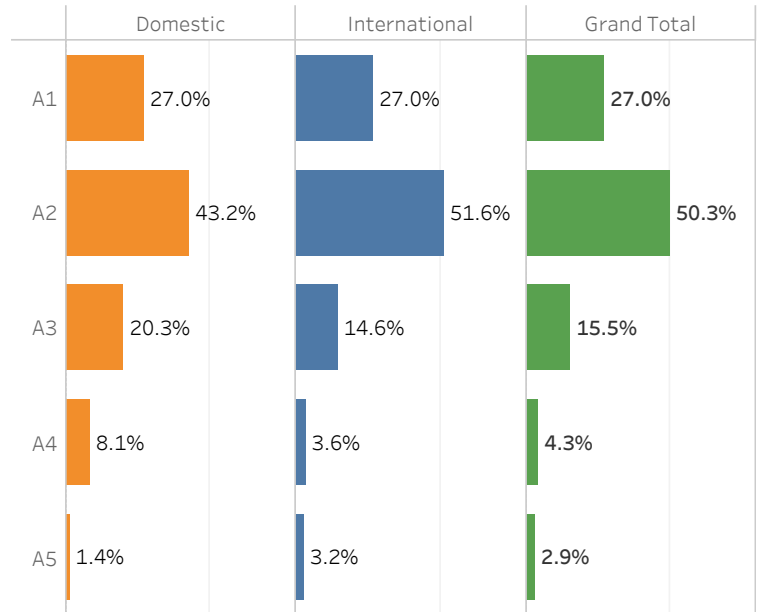
■ A1 ■ A2 ■ A3 ■ A4 ■ A5

Area	Category	Domestic	International	Total
語学力が向上した Improved language skills	Domestic	25.7%	50.0%	12.2% 9.5%
	International	49.4%	40.1%	
	Total	45.8%	41.6%	7.8%
国際感覚を養うことができた Developed an international perspective	Domestic	52.7%	35.1%	
	International	60.1%	30.9%	
	Total	59.0%	31.5%	
いろいろな国の人と知り合うことができた Met people from different countries	Domestic	55.4%	35.1%	8.1%
	International	62.3%	30.4%	
	Total	61.2%	31.1%	
多様な価値観・文化に触れられた Learned about different cultures and values	Domestic	58.1%	32.4%	
	International	57.9%	34.1%	
	Total	57.9%	33.8%	
多様な価値観を取り入れ、活動に繋がられた Learned to embrace different values and use them to activities	Domestic	47.3%	37.8%	
	International	52.1%	35.8%	9.2%
	Total	51.3%	36.1%	8.7%
自分の思考や価値観に気づくことができた Learned to find my thoughts and values	Domestic	48.6%	39.2%	
	International	50.1%	35.5%	10.0%
	Total	49.9%	36.1%	9.1%
自分の考えを発信する力が身についた Acquired the skills to communicate my own ideas	Domestic	43.2%	37.8%	10.8%
	International	46.2%	39.2%	11.9%
	Total	45.8%	39.0%	11.8%
国を超えたネットワークが構築できた Created networks that transcend borders	Domestic	37.8%	33.8%	21.6%
	International	43.1%	37.0%	15.1%
	Total	42.3%	36.5%	16.1%
将来、国際的に活躍できる人材になれた Became a person who can be active on the global stage	Domestic	25.7%	37.8%	21.6% 10.8%
	International	42.3%	35.8%	17.3%
	Total	39.8%	36.1%	17.9%
専門知識を深めることができた Deepened specialized knowledge	Domestic	14.9%	25.7%	25.7% 21.6% 12.2%
	International	27.3%	38.2%	19.2% 11.2%
	Total	25.4%	36.3%	20.2% 12.8%
実践的学習や体験を重視したアクティブラーニングが受けられた I was able to participate in practical training and experience-oriented active learning	Domestic	17.6%	51.4%	12.2% 10.8% 8.1%
	International	31.4%	40.1%	17.3% 8.8%
	Total	29.3%	41.9%	16.5% 9.1%

Sense of belonging to and satisfaction with APU

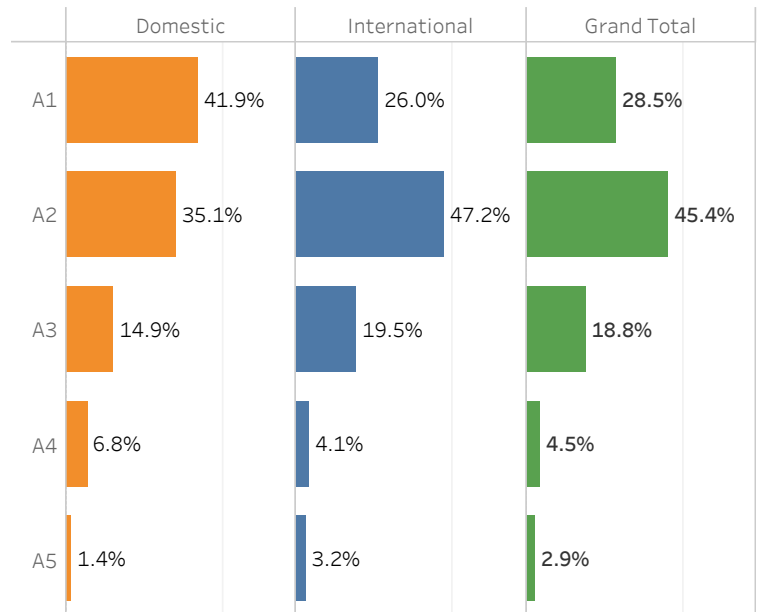
帰属意識 / Sense of belonging to APU

		Domes..	Interna..	Grand ..
A1	強く感じている Yes, strongly	20	111	131
A2	感じている Yes	32	212	244
A3	どちらとも言えない Neither yes or no	15	60	75
A4	感じていない No	6	15	21
A5	まったく感じていない No, not at all	1	13	14
Grand Total		74	411	485



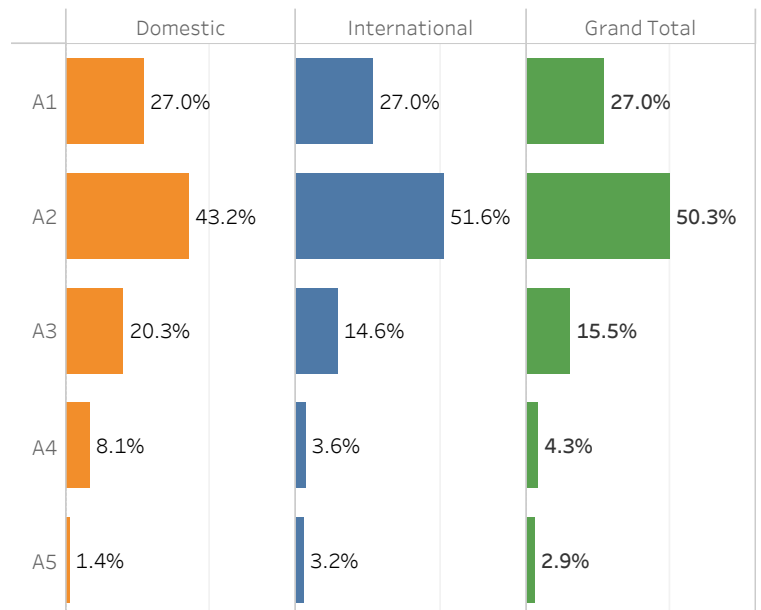
誇り / Sense of satisfaction with APU

		Domes..	Interna..	Grand ..
A1	誇りに思う I strongly agree	31	107	138
A2	ある程度誇りに思う I agree	26	194	220
A3	どちらとも言えない I couldn't say either way	11	80	91
A4	あまり誇りに思わない I don't really agree	5	17	22
A5	誇りに思わない I don't agree at all	1	13	14
Grand Total		74	411	485



推薦 / I would recommend APU to other

		Domes..	Interna..	Grand ..
A1	勧めたいと思う I strongly agree	23	100	123
A2	ある程度勧めたいと思う I agree	29	186	215
A3	どちらとも言えない I couldn't say either way	15	84	99
A4	あまり勧めたいと思わない I don't really agree	5	25	30
A5	勧めたいと思わない I don't agree at all	2	16	18
Grand Total		74	411	485



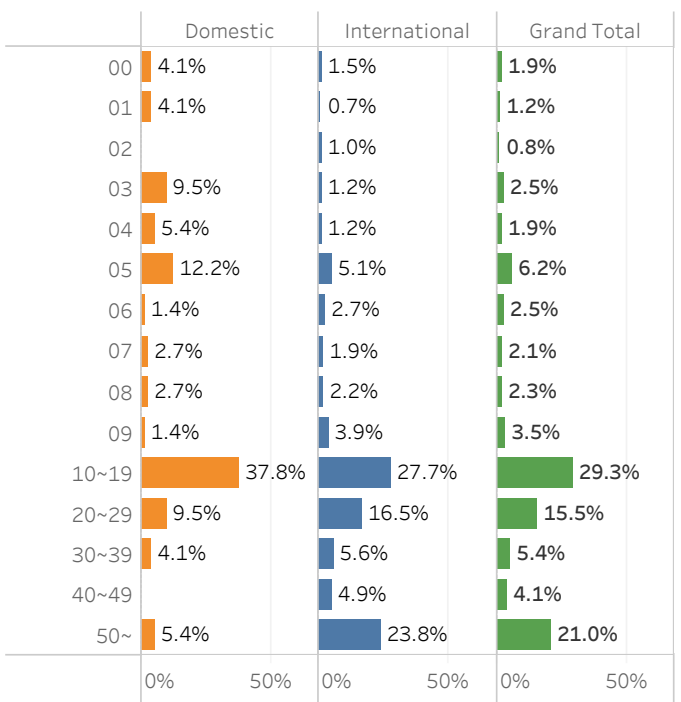
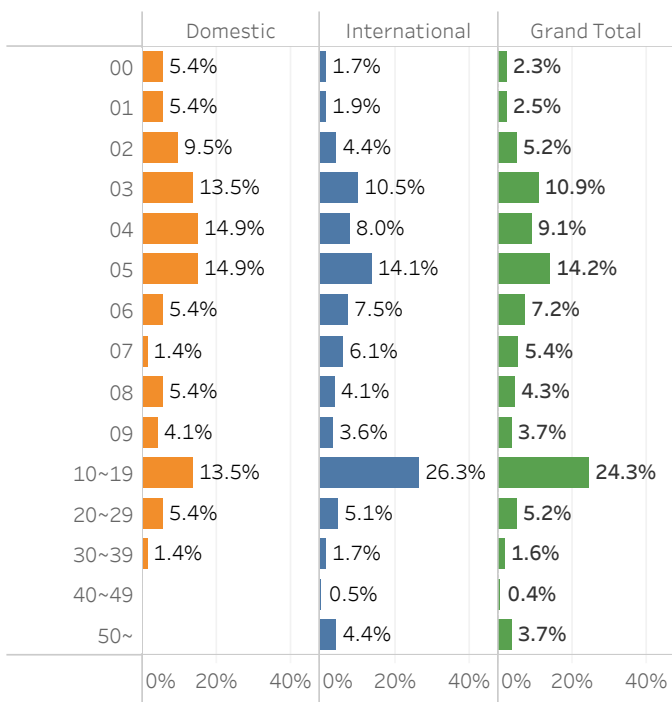
Friends

国籍・地域数 / Number of countries or regions

	Domestic		International		Grand Total	
00	4	5.4%	7	1.7%	11	2.3%
01	4	5.4%	8	1.9%	12	2.5%
02	7	9.5%	18	4.4%	25	5.2%
03	10	13.5%	43	10.5%	53	10.9%
04	11	14.9%	33	8.0%	44	9.1%
05	11	14.9%	58	14.1%	69	14.2%
06	4	5.4%	31	7.5%	35	7.2%
07	1	1.4%	25	6.1%	26	5.4%
08	4	5.4%	17	4.1%	21	4.3%
09	3	4.1%	15	3.6%	18	3.7%
10~19	10	13.5%	108	26.3%	118	24.3%
20~29	4	5.4%	21	5.1%	25	5.2%
30~39	1	1.4%	7	1.7%	8	1.6%
40~49			2	0.5%	2	0.4%
50~			18	4.4%	18	3.7%
Grand Total	74	100.0%	411	100.0%	485	100.0%

友人数 / Number of friend

	Domestic		International		Grand Total	
00	3	4.1%	6	1.5%	9	1.9%
01	3	4.1%	3	0.7%	6	1.2%
02			4	1.0%	4	0.8%
03	7	9.5%	5	1.2%	12	2.5%
04	4	5.4%	5	1.2%	9	1.9%
05	9	12.2%	21	5.1%	30	6.2%
06	1	1.4%	11	2.7%	12	2.5%
07	2	2.7%	8	1.9%	10	2.1%
08	2	2.7%	9	2.2%	11	2.3%
09	1	1.4%	16	3.9%	17	3.5%
10~19	28	37.8%	114	27.7%	142	29.3%
20~29	7	9.5%	68	16.5%	75	15.5%
30~39	3	4.1%	23	5.6%	26	5.4%
40~49			20	4.9%	20	4.1%
50~	4	5.4%	98	23.8%	102	21.0%
Grand Total	74	100.0%	411	100.0%	485	100.0%



Avg.

	Domestic	International	Grand Total
国籍数() 力国・地域 Number of countries/regions: ____	7.05	11.43	10.76
約() 人 Numbers of friends: ____	14.19	26.75	24.83

多国籍友人の国籍・地域数が10以上の学生 / Number of students who have friends of other nationalities from 10 or more countries/region

国籍数() 力国・地域 Number of countries/regi..	N		N / Responded		N Total	N / Respons.. Total
	Domestic	International	Domestic	International		
	15	156	3.1%	32.2%	171	35.3%

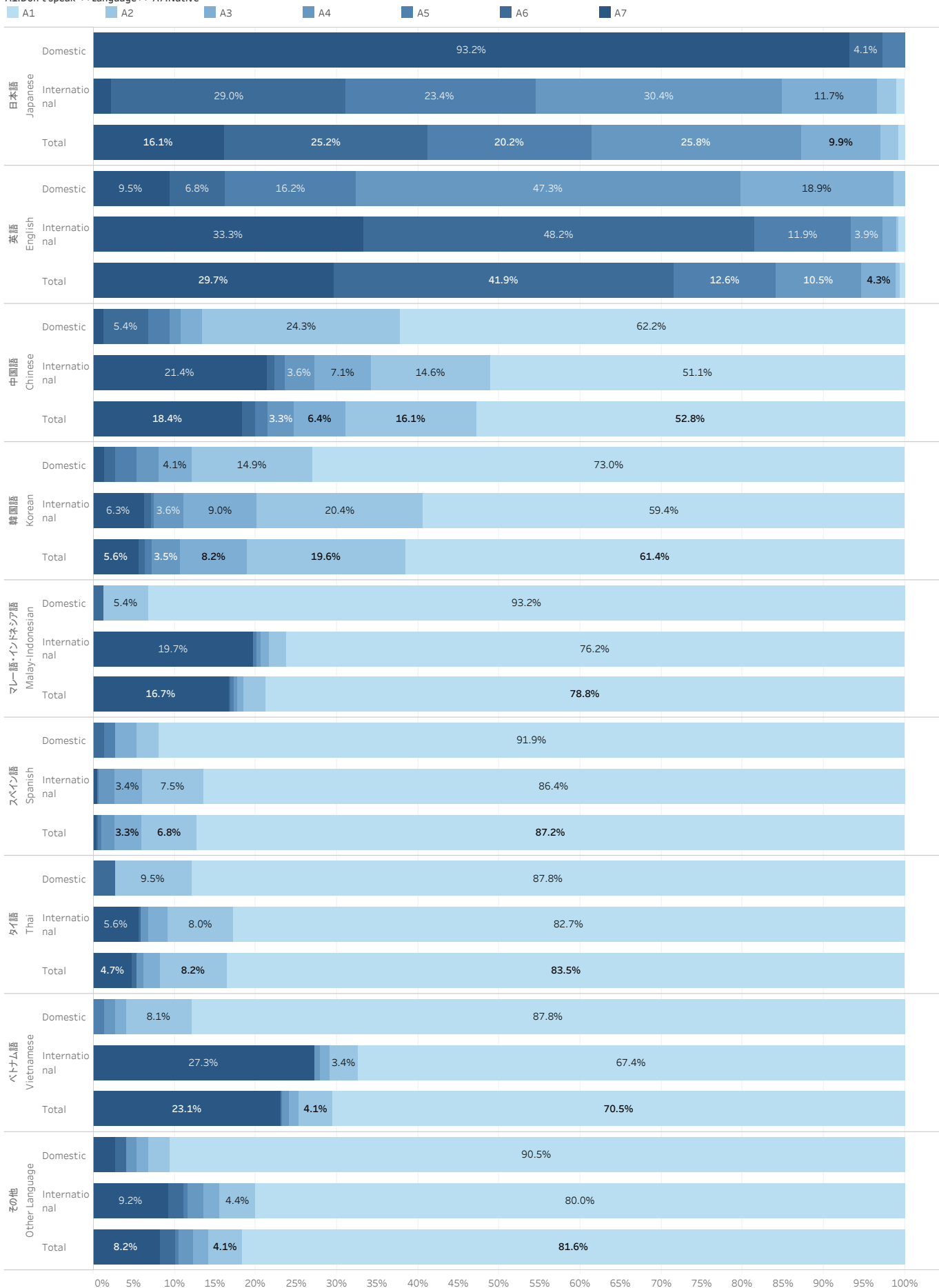
Languages 1/2

Q.あなたはどの言語を使用することができますか / What languages are you able to use?

		A1 この言語は使用しない I don't speak this language	A2 単語レベルの理解や話ができるレベル Very basic understanding of words and conversation.	A3 が理解でき、話ができるレベル Can understand and express short phrases in daily life.	A4 日常的な事柄なら、議論に参加できるレベル Can join in discussions on every day matters.	A5 専門分野に関する事柄なら、議論に参加できるレベル Can join in discussions relating to my major.	A6 現や長い文章が理解できるレベル Have a high level of understanding and the ability to express myself on a variety of topics and can understand long passages.	A7 母語または母語レベル Native language or native level	Grand Total
日本語 Japanese	Domes tic					2 (2.7%)	3 (4.1%)	69 (93.2%)	74 (100.0%)
	Interna tional	4 (1.0%)	10 (2.4%)	48 (11.7%)	125 (30.4%)	96 (23.4%)	119 (29.0%)	9 (2.2%)	411 (100.0%)
	Total	4 (0.8%)	10 (2.1%)	48 (9.9%)	125 (25.8%)	98 (20.2%)	122 (25.2%)	78 (16.1%)	485 (100.0%)
英語 English	Domes tic		1 (1.4%)	14 (18.9%)	35 (47.3%)	12 (16.2%)	5 (6.8%)	7 (9.5%)	74 (100.0%)
	Interna tional	3 (0.7%)	1 (0.2%)	7 (1.7%)	16 (3.9%)	49 (11.9%)	198 (48.2%)	137 (33.3%)	411 (100.0%)
	Total	3 (0.6%)	2 (0.4%)	21 (4.3%)	51 (10.5%)	61 (12.6%)	203 (41.9%)	144 (29.7%)	485 (100.0%)
中国語 Chinese	Domes tic	46 (62.2%)	18 (24.3%)	2 (2.7%)	1 (1.4%)	2 (2.7%)	4 (5.4%)	1 (1.4%)	74 (100.0%)
	Interna tional	210 (51.1%)	60 (14.6%)	29 (7.1%)	15 (3.6%)	5 (1.2%)	4 (1.0%)	88 (21.4%)	411 (100.0%)
	Total	256 (52.8%)	78 (16.1%)	31 (6.4%)	16 (3.3%)	7 (1.4%)	8 (1.6%)	89 (18.4%)	485 (100.0%)
韓国語 Korean	Domes tic	54 (73.0%)	11 (14.9%)	3 (4.1%)	2 (2.7%)	2 (2.7%)	1 (1.4%)	1 (1.4%)	74 (100.0%)
	Interna tional	244 (59.4%)	84 (20.4%)	37 (9.0%)	15 (3.6%)	2 (0.5%)	3 (0.7%)	26 (6.3%)	411 (100.0%)
	Total	298 (61.4%)	95 (19.6%)	40 (8.2%)	17 (3.5%)	4 (0.8%)	4 (0.8%)	27 (5.6%)	485 (100.0%)
マレー語・インドネシア語 Malay-Indonesian	Domes tic	69 (93.2%)	4 (5.4%)				1 (1.4%)		74 (100.0%)
	Interna tional	313 (76.2%)	9 (2.2%)	4 (1.0%)	2 (0.5%)	2 (0.5%)		81 (19.7%)	411 (100.0%)
	Total	382 (78.8%)	13 (2.7%)	4 (0.8%)	2 (0.4%)	2 (0.4%)	1 (0.2%)	81 (16.7%)	485 (100.0%)
スペイン語 Spanish	Domes tic	68 (91.9%)	2 (2.7%)	2 (2.7%)		1 (1.4%)	1 (1.4%)		74 (100.0%)
	Interna tional	355 (86.4%)	31 (7.5%)	14 (3.4%)	8 (1.9%)	1 (0.2%)		2 (0.5%)	411 (100.0%)
	Total	423 (87.2%)	33 (6.8%)	16 (3.3%)	8 (1.6%)	2 (0.4%)	1 (0.2%)	2 (0.4%)	485 (100.0%)
タイ語 Thai	Domes tic	65 (87.8%)	7 (9.5%)				2 (2.7%)		74 (100.0%)
	Interna tional	340 (82.7%)	33 (8.0%)	10 (2.4%)	4 (1.0%)		1 (0.2%)	23 (5.6%)	411 (100.0%)
	Total	405 (83.5%)	40 (8.2%)	10 (2.1%)	4 (0.8%)		3 (0.6%)	23 (4.7%)	485 (100.0%)
ベトナム語 Vietnamese	Domes tic	65 (87.8%)	6 (8.1%)	1 (1.4%)	1 (1.4%)	1 (1.4%)			74 (100.0%)
	Interna tional	277 (67.4%)	14 (3.4%)	5 (1.2%)	3 (0.7%)			112 (27.3%)	411 (100.0%)
	Total	342 (70.5%)	20 (4.1%)	6 (1.2%)	4 (0.8%)	1 (0.2%)		112 (23.1%)	485 (100.0%)
その他 Other Language	Domes tic	67 (90.5%)	2 (2.7%)	1 (1.4%)	1 (1.4%)		1 (1.4%)	2 (2.7%)	74 (100.0%)
	Interna tional	329 (80.0%)	18 (4.4%)	8 (1.9%)	8 (1.9%)	2 (0.5%)	8 (1.9%)	38 (9.2%)	411 (100.0%)
	Total	396 (81.6%)	20 (4.1%)	9 (1.9%)	9 (1.9%)	2 (0.4%)	9 (1.9%)	40 (8.2%)	485 (100.0%)
Grand Total		2,509 (57.5%)	311 (7.1%)	185 (4.2%)	236 (5.4%)	177 (4.1%)	351 (8.0%)	596 (13.7%)	4,365 (100.0%)

Language 2/2

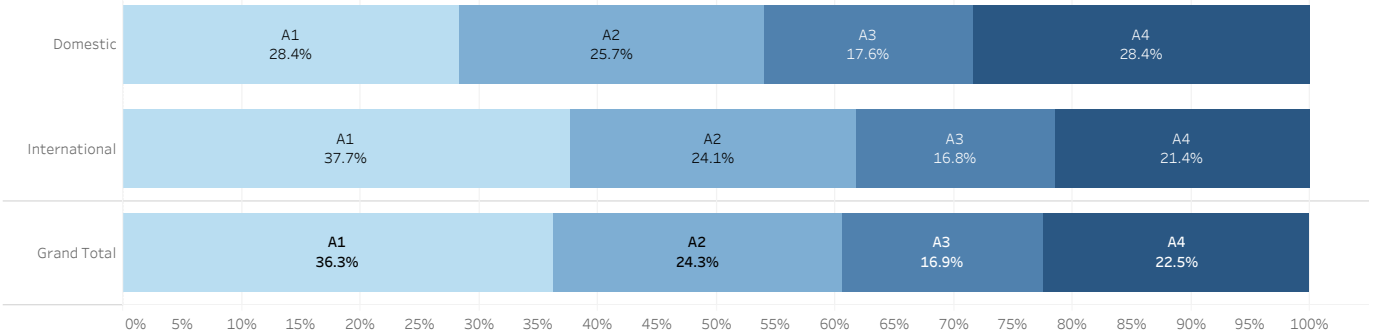
A1:Don't speak << Language >> A7:Native



Oversea

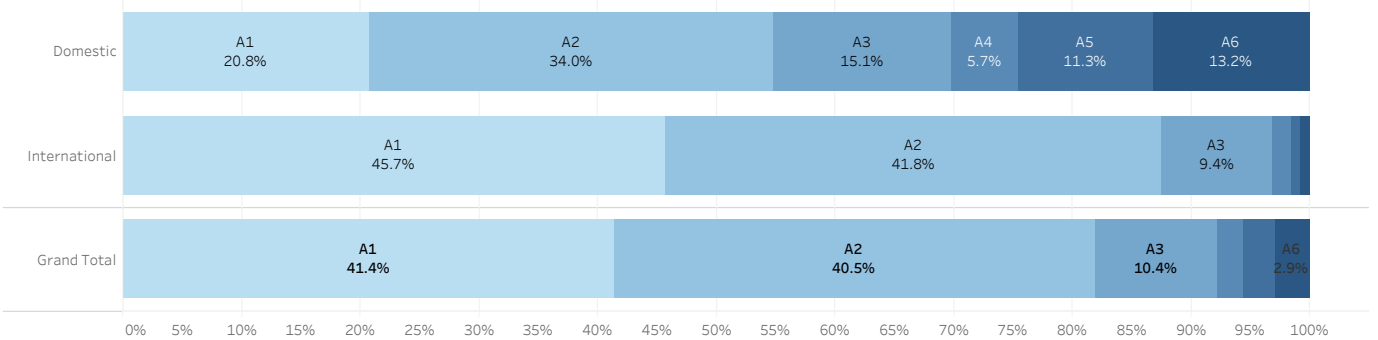
Q.APU在学中、大学が提供するプログラム以外で海外への渡航経験はありますか。(休学期間中や休暇中等) / Did you travel outside of Japan while you were at APU?
Examples include holiday travel and internships. Do NOT include programs offered by the University.

	A1 いいえ No	A2 はい(1カ国) Yes (1 country)	A3 はい(2カ国) Yes (2 countries)	A4 はい(3カ国以上) Yes (3 countries or more)	Grand Total
Domestic	21 (28.4%)	19 (25.7%)	13 (17.6%)	21 (28.4%)	74 (100.0%)
International	155 (37.7%)	99 (24.1%)	69 (16.8%)	88 (21.4%)	411 (100.0%)
Grand Total	176 (36.3%)	118 (24.3%)	82 (16.9%)	109 (22.5%)	485 (100.0%)



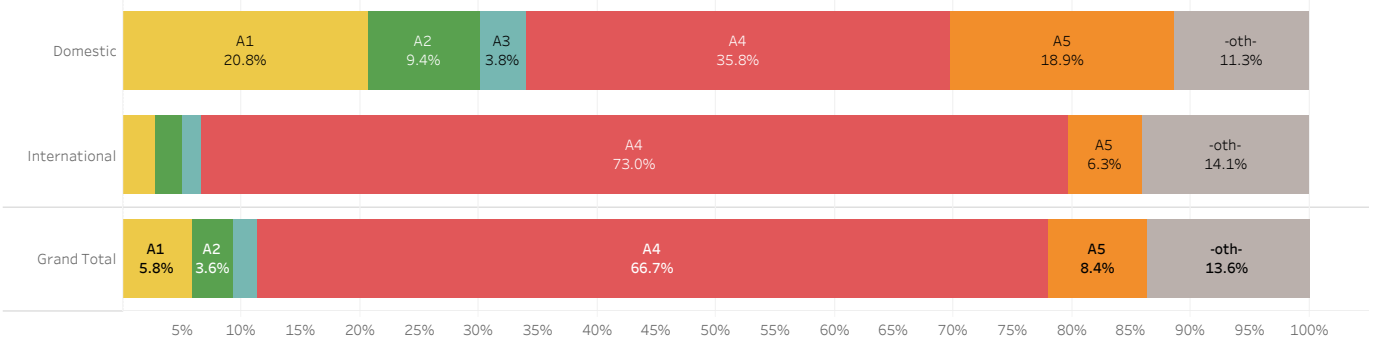
[海外にいた期間 / Duration] ※複数回答合算 / Multiple answers combined

	A1 1週間以内 Less than a week	A2 1ヶ月以内 Less than a month	A3 3ヶ月以内 Less than three months	A4 6ヶ月以内 Less than six months	A5 1年以内 Less than a year	A6 1年以上 One year or more	Grand Total
Domestic	11 (20.8%)	18 (34.0%)	8 (15.1%)	3 (5.7%)	6 (11.3%)	7 (13.2%)	53 (100.0%)
International	117 (45.7%)	107 (41.8%)	24 (9.4%)	4 (1.6%)	2 (0.8%)	2 (0.8%)	256 (100.0%)
Grand Total	128 (41.4%)	125 (40.5%)	32 (10.4%)	7 (2.3%)	8 (2.6%)	9 (2.9%)	309 (100.0%)



[海外渡航の目的 / Purpose] ※複数回答合算 / Multiple answers combined

	A1 語学研修 Language study	A2 インターンシップ Internship	A3 ワーキングホリデー Working holiday	A4 旅行 Trip	A5 ボランティア Volunteer	-oth- その他 Other	Grand Total
Domestic	11 (20.8%)	5 (9.4%)	2 (3.8%)	19 (35.8%)	10 (18.9%)	6 (11.3%)	53 (100.0%)
International	7 (2.7%)	6 (2.3%)	4 (1.6%)	187 (73.0%)	16 (6.3%)	36 (14.1%)	256 (100.0%)
Grand Total	18 (5.8%)	11 (3.6%)	6 (1.9%)	206 (66.7%)	26 (8.4%)	42 (13.6%)	309 (100.0%)



English Score

Q. 以下の英語テストについて、在学期間中の最高スコアを書いてください(受験していなければ " 0" を入力) / If you have taken the following English tests while enrolled at APU, what was your highest score? (Enter "0" if you have not taken any of these tests.)

※十分な英語力を認められた学生は、英語検定の受講義務が無い。 / Students with sufficient English proficiency are not required to attend an English proficiency test.

TOEFL-ITP (310-677)

	TOEFL-ITP (a written test)		Grand Total
	Domestic	International	
310+	1 1.4%	1 0.2%	2 0.4%
400+	19 25.7%	6 1.5%	25 5.2%
500+	22 29.7%	12 2.9%	34 7.0%
600+	2 2.7%	3 0.7%	5 1.0%
No Score / Invalid Score	30 40.5%	389 94.6%	419 86.4%
Grand Total	74 100.0%	411 100.0%	485 100.0%

TOEFL-iBT (0-120)

	TOEFL-iBT (on the computer)		Grand Total
	Domestic	International	
40-	1 1.4%	2 0.5%	3 0.6%
60+	2 2.7%	5 1.2%	7 1.4%
80+	1 1.4%	22 5.4%	23 4.7%
100+	2 2.7%	26 6.3%	28 5.8%
No Score / Invalid Score	68 91.9%	356 86.6%	424 87.4%
Grand Total	74 100.0%	411 100.0%	485 100.0%

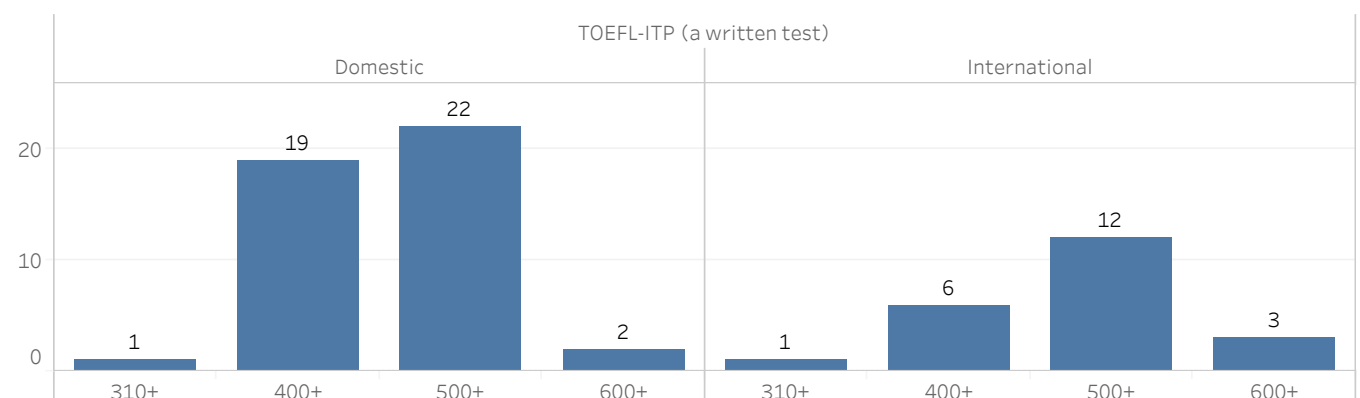
TOEIC-IP (10-990)

	TOEIC		Grand Total
	Domestic	International	
300-	2 2.7%	1 0.2%	3 0.6%
400+	5 6.8%		5 1.0%
540+	9 12.2%	10 2.4%	19 3.9%
750+	13 17.6%	46 11.2%	59 12.2%
900+	3 4.1%	65 15.8%	68 14.0%
No Score / Invalid Score	42 56.8%	289 70.3%	331 68.2%
Grand Total	74 100.0%	411 100.0%	485 100.0%

IELTS (1-9)

	IELTS		Grand Total
	Domestic	International	
5+	4 5.4%	1 0.2%	5 1.0%
6+	4 5.4%	22 5.4%	26 5.4%
7+	1 1.4%	57 13.9%	58 12.0%
8+	3 4.1%	32 7.8%	35 7.2%
No Score / Invalid Score	62 83.8%	299 72.7%	361 74.4%
Grand Total	74 100.0%	411 100.0%	485 100.0%

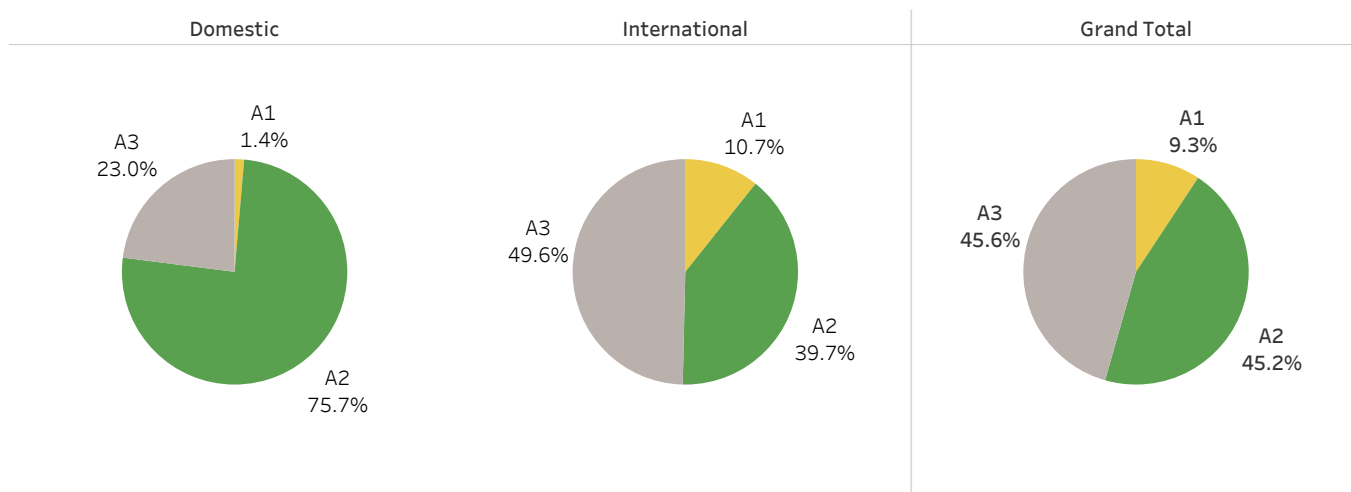
TOEFL-ITP



Career Path after graduation

Q. あなたの進路に関して/ Please tell us about your future plans. Have you decided on your career path, job, or further education?

			Domestic	International	Grand Total
A1	(a)進学決定済み	(a) I have been accepted to a graduate or other program	1 1.4%	44 10.7%	45 9.3%
A2	(b)就職決定済み	(b) I have secured employment	56 75.7%	163 39.7%	219 45.2%
A3	(c)進路未定	(c) Not confirmed/undecided	17 23.0%	204 49.6%	221 45.6%
Grand Total			74 100.0%	411 100.0%	485 100.0%



Q. (c)進路未決定の方へ/ (c) If your plans are not yet confirmed or if you are undecided:

			Domestic	International	Grand Total
A1	在学中に日本での就職活動をし、日本での就職活動継続予定	I looked for a job in Japan while enrolled, and will continue job hunting in Japan.	12 70.6%	48 23.5%	60 27.1%
A2	卒業後に日本以外の国で就職活動予定	I will look for a job in a country other than Japan after graduation.	5 29.4%	103 50.5%	108 48.9%
A3	日本の大学院などに進学受験中	I have applied to graduate school(s) in Japan.		11 5.4%	11 5.0%
A4	日本以外の大学院などに進学受験中	I have applied to graduate school(s) in a country other than Japan.		31 15.2%	31 14.0%
A5	日本と日本以外、両方の大学院などに進学受験中	I have applied to graduate school(s) in Japan and other countries.		11 5.4%	11 5.0%
Grand Total			17 100.0%	204 100.0%	221 100.0%

