

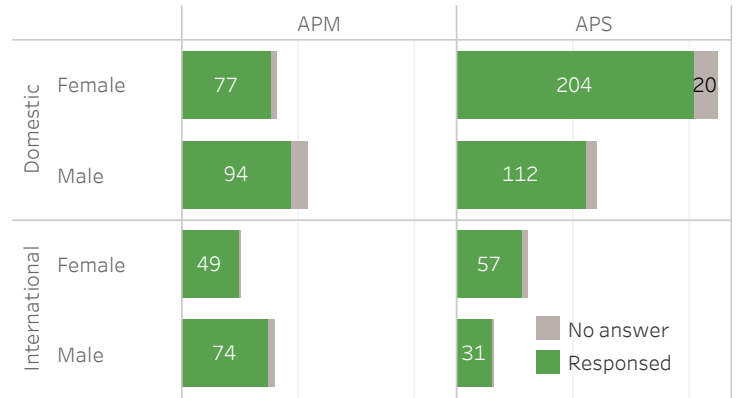
# 2019 March Graduation Survey

実施期間 : 2019/2/15 ~ 2019/3/17  
対象者 : 2019年3月卒業の学部生

# Summary

## 回答者数 / Number of Respondents

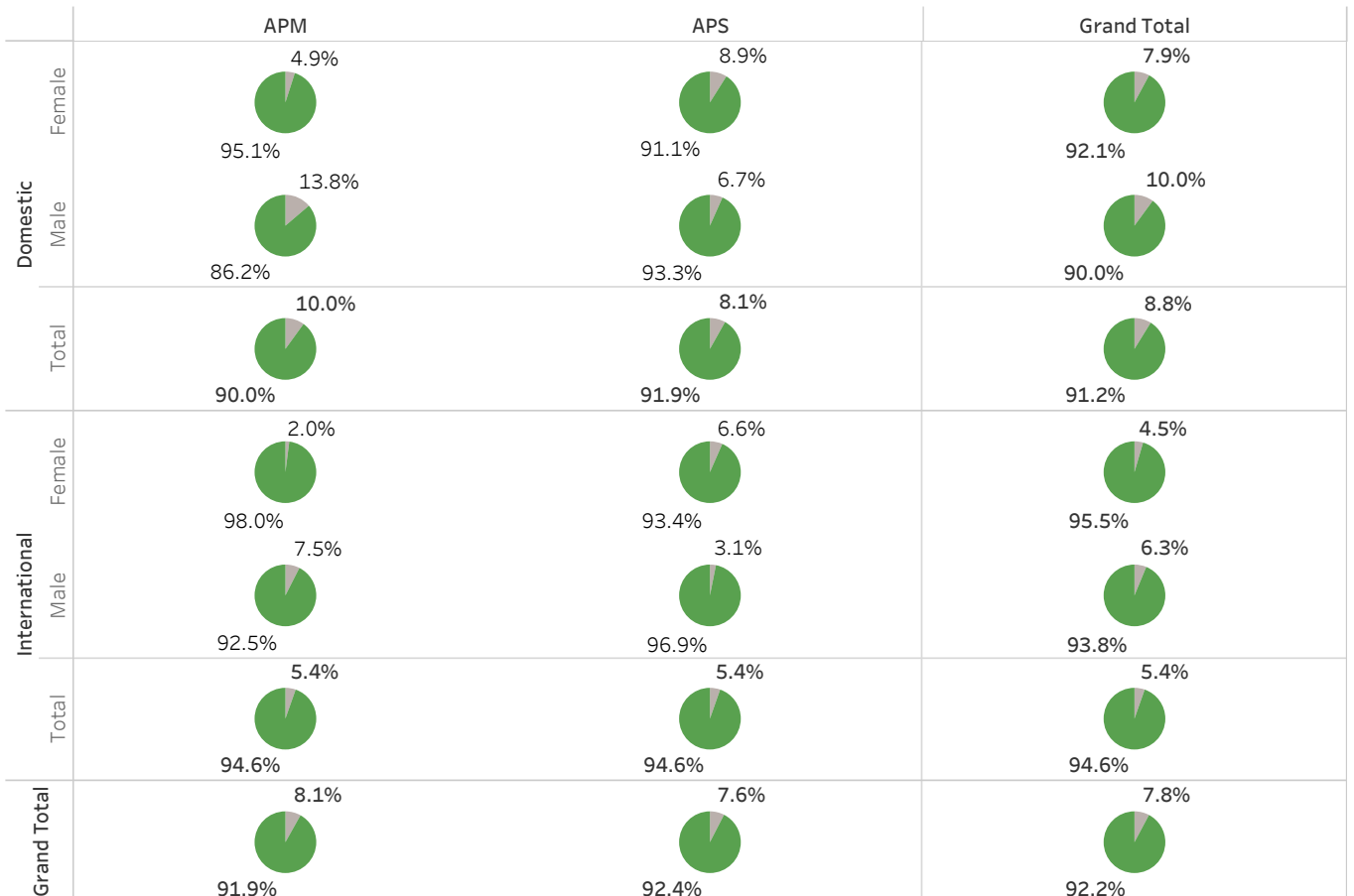
		APM	APS	Grand Total
Domestic	Female	77 / 81	204 / 224	281 / 305
	Male	94 / 109	112 / 120	206 / 229
	Total	171 / 190	316 / 344	487 / 534
International	Female	49 / 50	57 / 61	106 / 111
	Male	74 / 80	31 / 32	105 / 112
	Total	123 / 130	88 / 93	211 / 223
Grand Total		294 / 320	404 / 437	698 / 757



## 回答率 / Response Rate

		APM	APS	Grand Total
Domestic	Female	95.1%	91.1%	92.1%
	Male	86.2%	93.3%	90.0%
	Total	90.0%	91.9%	91.2%
International	Female	98.0%	93.4%	95.5%
	Male	92.5%	96.9%	93.8%
	Total	94.6%	94.6%	94.6%
Grand Total		91.9%	92.4%	92.2%

## 回答率 / Response Rate [Graph]



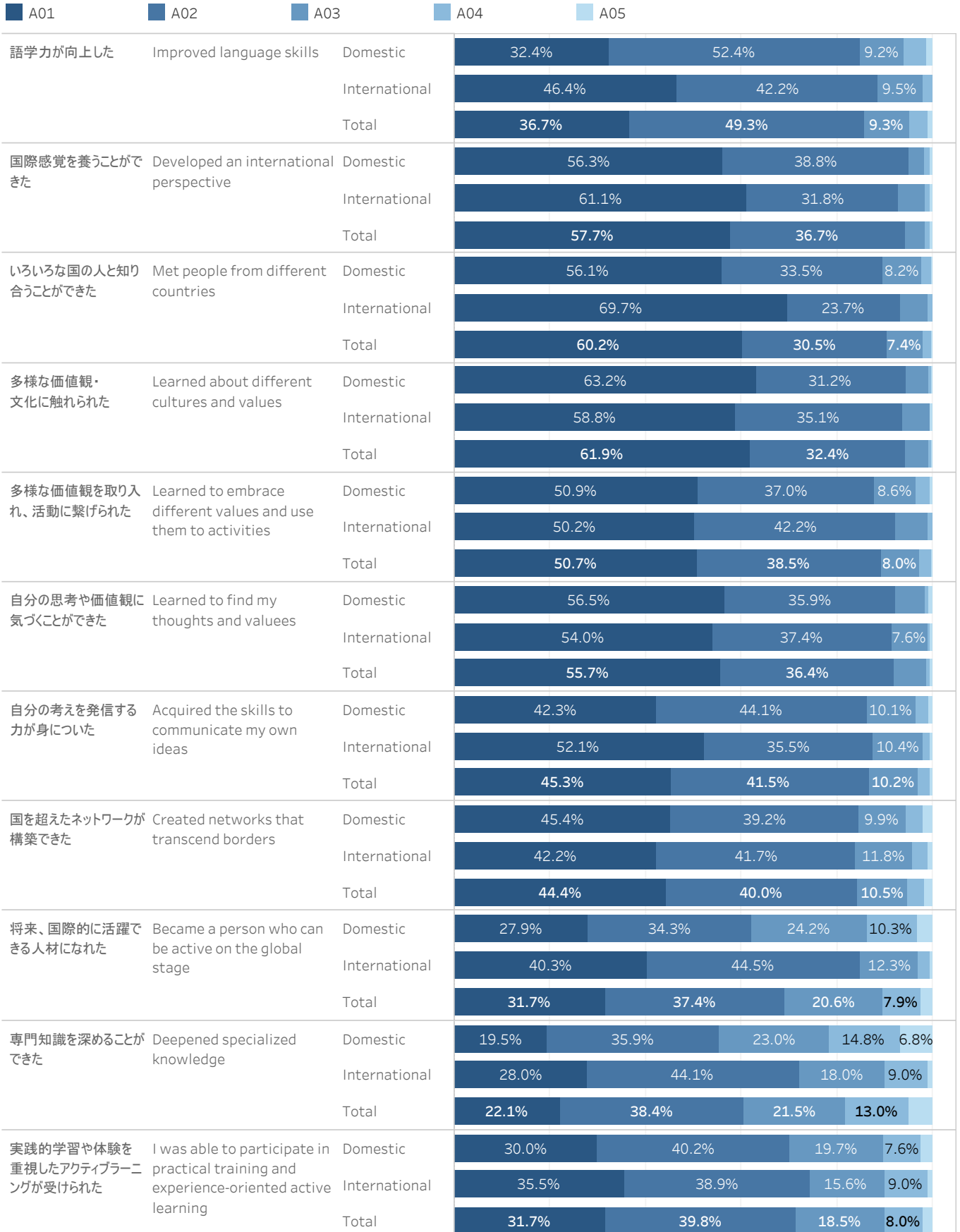
# Experienced growth 1/2

			A01 とても実感している Very much	A02 ある程度実感している To a certain degree	A03 どちらとも言えない Neutral	A04 あまり実感していない Not much	A05 全く実感していない Not at all	Grand Total
語学力が向上した	Improved language skills	Domestic	158 (32.4%)	255 (52.4%)	45 (9.2%)	23 (4.7%)	6 (1.2%)	487 (100.0%)
		International	98 (46.4%)	89 (42.2%)	20 (9.5%)	4 (1.9%)		211 (100.0%)
		Total	256 (36.7%)	344 (49.3%)	65 (9.3%)	27 (3.9%)	6 (0.9%)	698 (100.0%)
国際感覚を養うことができた	Developed an international perspective	Domestic	274 (56.3%)	189 (38.8%)	16 (3.3%)	6 (1.2%)	2 (0.4%)	487 (100.0%)
		International	129 (61.1%)	67 (31.8%)	12 (5.7%)	2 (0.9%)	1 (0.5%)	211 (100.0%)
		Total	403 (57.7%)	256 (36.7%)	28 (4.0%)	8 (1.1%)	3 (0.4%)	698 (100.0%)
いろいろな国の人と知り合うことができた	Met people from different countries	Domestic	273 (56.1%)	163 (33.5%)	40 (8.2%)	10 (2.1%)	1 (0.2%)	487 (100.0%)
		International	147 (69.7%)	50 (23.7%)	12 (5.7%)	2 (0.9%)		211 (100.0%)
		Total	420 (60.2%)	213 (30.5%)	52 (7.4%)	12 (1.7%)	1 (0.1%)	698 (100.0%)
多様な価値観・文化に触れられた	Learned about different cultures and values	Domestic	308 (63.2%)	152 (31.2%)	23 (4.7%)	3 (0.6%)	1 (0.2%)	487 (100.0%)
		International	124 (58.8%)	74 (35.1%)	12 (5.7%)		1 (0.5%)	211 (100.0%)
		Total	432 (61.9%)	226 (32.4%)	35 (5.0%)	3 (0.4%)	2 (0.3%)	698 (100.0%)
多様な価値観を取り入れ、活動に繋げられた	Learned to embrace different values and use them to activities	Domestic	248 (50.9%)	180 (37.0%)	42 (8.6%)	15 (3.1%)	2 (0.4%)	487 (100.0%)
		International	106 (50.2%)	89 (42.2%)	14 (6.6%)	2 (0.9%)		211 (100.0%)
		Total	354 (50.7%)	269 (38.5%)	56 (8.0%)	17 (2.4%)	2 (0.3%)	698 (100.0%)
自分の思考や価値観に気づくことができた	Learned to find my thoughts and values	Domestic	275 (56.5%)	175 (35.9%)	30 (6.2%)	4 (0.8%)	3 (0.6%)	487 (100.0%)
		International	114 (54.0%)	79 (37.4%)	16 (7.6%)	1 (0.5%)	1 (0.5%)	211 (100.0%)
		Total	389 (55.7%)	254 (36.4%)	46 (6.6%)	5 (0.7%)	4 (0.6%)	698 (100.0%)
自分の考えを発信する力が高まった	Acquired the skills to communicate my own ideas	Domestic	206 (42.3%)	215 (44.1%)	49 (10.1%)	14 (2.9%)	3 (0.6%)	487 (100.0%)
		International	110 (52.1%)	75 (35.5%)	22 (10.4%)	3 (1.4%)	1 (0.5%)	211 (100.0%)
		Total	316 (45.3%)	290 (41.5%)	71 (10.2%)	17 (2.4%)	4 (0.6%)	698 (100.0%)
国を超えたネットワークが構築できた	Created networks that transcend borders	Domestic	221 (45.4%)	191 (39.2%)	48 (9.9%)	17 (3.5%)	10 (2.1%)	487 (100.0%)
		International	89 (42.2%)	88 (41.7%)	25 (11.8%)	7 (3.3%)	2 (0.9%)	211 (100.0%)
		Total	310 (44.4%)	279 (40.0%)	73 (10.5%)	24 (3.4%)	12 (1.7%)	698 (100.0%)
将来、国際的に活躍できる人材になれた	Became a person who can be active on the global stage	Domestic	136 (27.9%)	167 (34.3%)	118 (24.2%)	50 (10.3%)	16 (3.3%)	487 (100.0%)
		International	85 (40.3%)	94 (44.5%)	26 (12.3%)	5 (2.4%)	1 (0.5%)	211 (100.0%)
		Total	221 (31.7%)	261 (37.4%)	144 (20.6%)	55 (7.9%)	17 (2.4%)	698 (100.0%)
専門知識を深めることができた	Deepened specialized knowledge	Domestic	95 (19.5%)	175 (35.9%)	112 (23.0%)	72 (14.8%)	33 (6.8%)	487 (100.0%)
		International	59 (28.0%)	93 (44.1%)	38 (18.0%)	19 (9.0%)	2 (0.9%)	211 (100.0%)
		Total	154 (22.1%)	268 (38.4%)	150 (21.5%)	91 (13.0%)	35 (5.0%)	698 (100.0%)
実践的学習や体験を重視したアクティビティが受け入れられた	I was able to participate in practical training and experience-oriented active learning	Domestic	146 (30.0%)	196 (40.2%)	96 (19.7%)	37 (7.6%)	12 (2.5%)	487 (100.0%)
		International	75 (35.5%)	82 (38.9%)	33 (15.6%)	19 (9.0%)	2 (0.9%)	211 (100.0%)
		Total	221 (31.7%)	278 (39.8%)	129 (18.5%)	56 (8.0%)	14 (2.0%)	698 (100.0%)

## Experienced growth 2/2

Q.APUで過ごした学生生活について、以下のことをどの程度実感しましたか？/ Q.Please indicate the degree to which you experienced growth in the following areas as a student at APU.

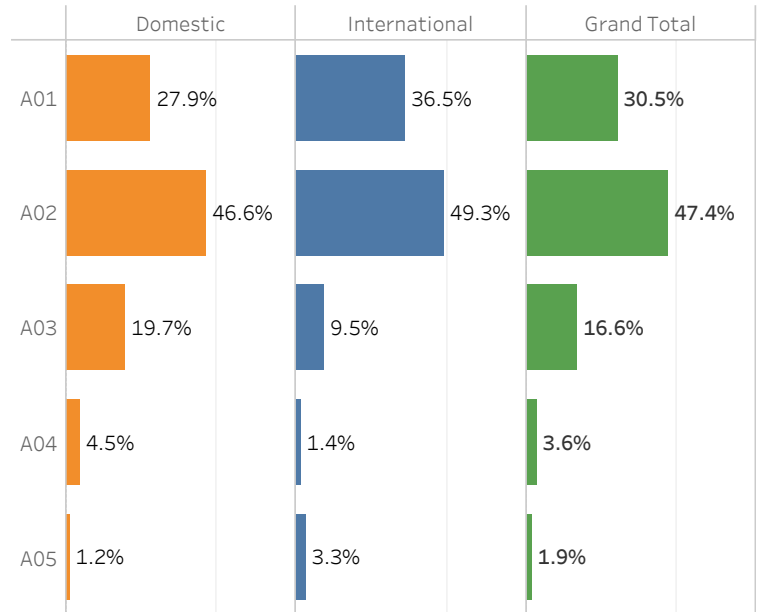
A01:Very much << A03:Neutral >> A05:Not at all



# Sense of belonging to and satisfaction with APU

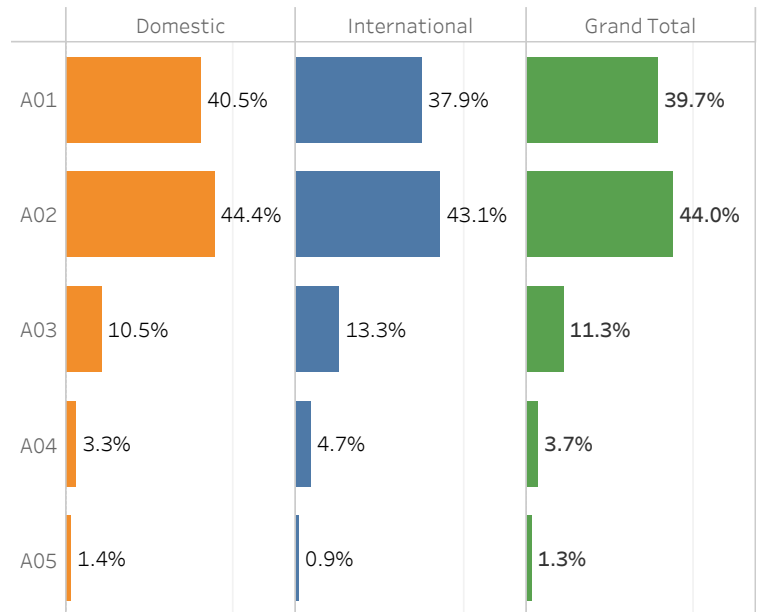
## 帰属意識 / Sense of belonging to APU

		Domes..	Interna..	Grand ..
A01	強く感じている Yes, strongly	136	77	213
A02	感じている Yes	227	104	331
A03	どちらとも言えない Neither yes or no	96	20	116
A04	感じていない No	22	3	25
A05	まったく感じていない No, not at all	6	7	13
Grand Total		487	211	698



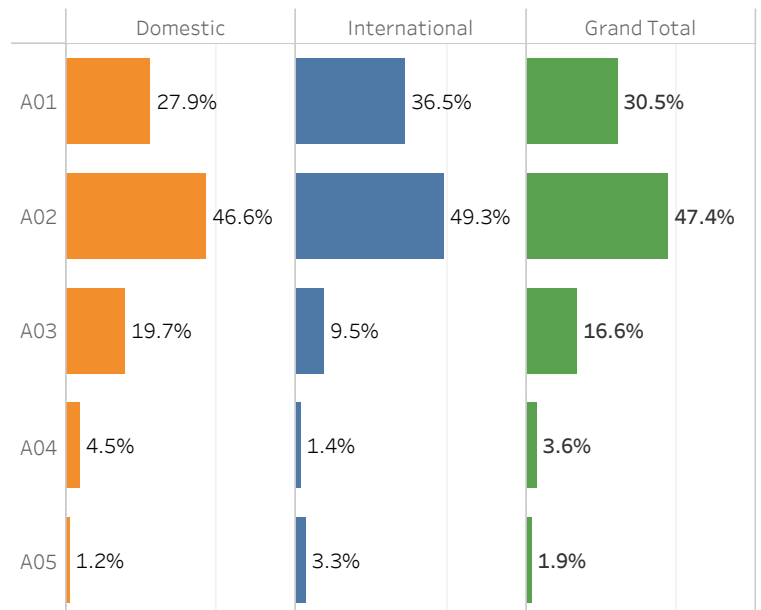
## 誇り / Sense of satisfaction with APU

		Domes..	Interna..	Grand ..
A01	誇りに思う I strongly agree	197	80	277
A02	ある程度誇りに思う I agree	216	91	307
A03	どちらとも言えない I couldn't say either way	51	28	79
A04	あまり誇りに思わない I don't really agree	16	10	26
A05	誇りに思わない I don't agree at all	7	2	9
Grand Total		487	211	698



## 推薦 / I would recommend APU to other

		Domes..	Interna..	Grand ..
A01	勧めたいと思う I strongly agree	200	67	267
A02	ある程度勧めたいと思う I agree	190	90	280
A03	どちらとも言えない I couldn't say either way	69	45	114
A04	あまり勧めたいと思わない I don't really agree	22	8	30
A05	勧めたいと思わない I don't agree at all	6	1	7
Grand Total		487	211	698



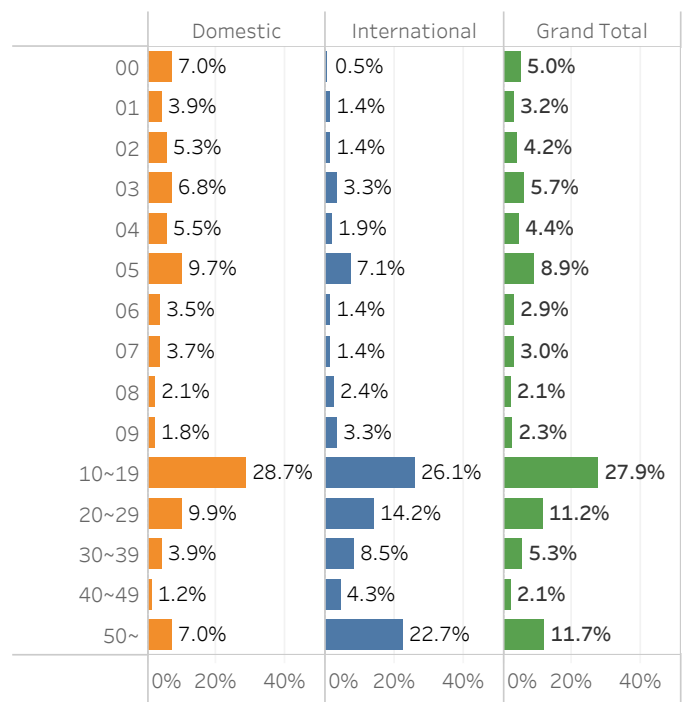
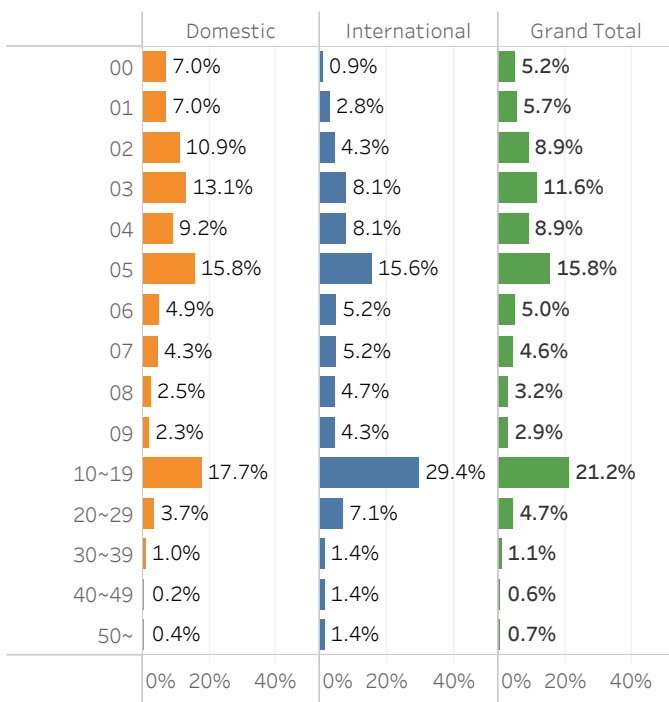
# Friends

国籍・地域数 / Number of countries or regions

	Domestic		International		Grand Total	
00	34	7.0%	2	0.9%	36	5.2%
01	34	7.0%	6	2.8%	40	5.7%
02	53	10.9%	9	4.3%	62	8.9%
03	64	13.1%	17	8.1%	81	11.6%
04	45	9.2%	17	8.1%	62	8.9%
05	77	15.8%	33	15.6%	110	15.8%
06	24	4.9%	11	5.2%	35	5.0%
07	21	4.3%	11	5.2%	32	4.6%
08	12	2.5%	10	4.7%	22	3.2%
09	11	2.3%	9	4.3%	20	2.9%
10~19	86	17.7%	62	29.4%	148	21.2%
20~29	18	3.7%	15	7.1%	33	4.7%
30~39	5	1.0%	3	1.4%	8	1.1%
40~49	1	0.2%	3	1.4%	4	0.6%
50~	2	0.4%	3	1.4%	5	0.7%
Grand Total	487	100.0%	211	100.0%	698	100.0%

友人数 / Number of friend

	Domestic		International		Grand Total	
00	34	7.0%	1	0.5%	35	5.0%
01	19	3.9%	3	1.4%	22	3.2%
02	26	5.3%	3	1.4%	29	4.2%
03	33	6.8%	7	3.3%	40	5.7%
04	27	5.5%	4	1.9%	31	4.4%
05	47	9.7%	15	7.1%	62	8.9%
06	17	3.5%	3	1.4%	20	2.9%
07	18	3.7%	3	1.4%	21	3.0%
08	10	2.1%	5	2.4%	15	2.1%
09	9	1.8%	7	3.3%	16	2.3%
10~19	140	28.7%	55	26.1%	195	27.9%
20~29	48	9.9%	30	14.2%	78	11.2%
30~39	19	3.9%	18	8.5%	37	5.3%
40~49	6	1.2%	9	4.3%	15	2.1%
50~	34	7.0%	48	22.7%	82	11.7%
Grand Total	487	100.0%	211	100.0%	698	100.0%



Avg.

	Domestic	International	Grand Total
国籍数( ) 力国・地域 Number of countries/regions: ____	7.09	11.00	8.27
約( ) 人 Numbers of friends: ____	14.39	26.13	17.94

多国籍友人の国籍・地域数が10以上の学生 / Number of students who have friends of other nationalities from 10 or more countries/region

国籍数( ) 力国・地域 Number of countries/regi..	N		N / Responded		N Total	N / Respons.. Total
	Domestic	International	Domestic	International		
	112	86	23.1%	17.7%	198	40.8%

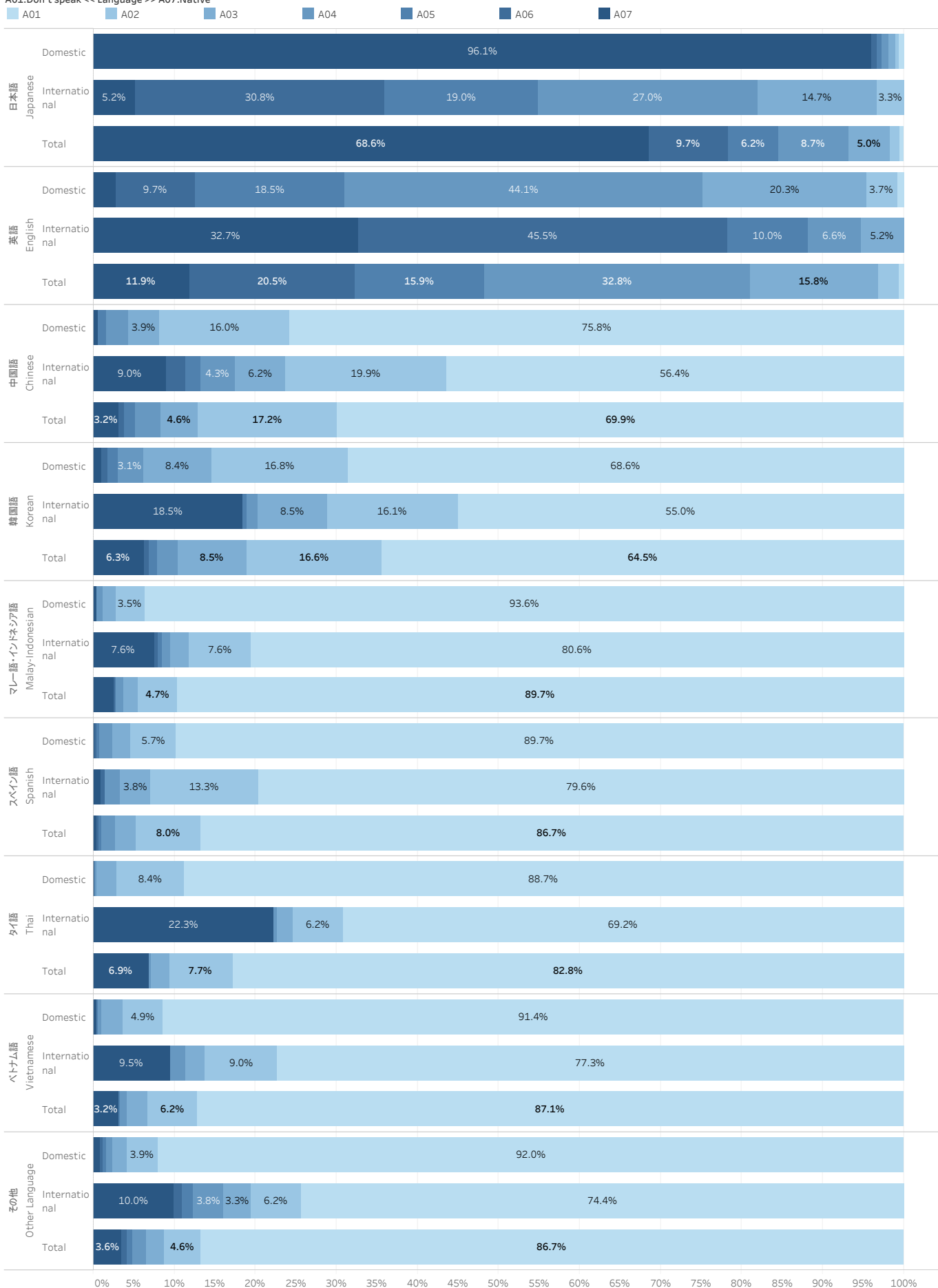
Languages 1/2

Q.あなたはどの言語を使用することができますか / What languages are you able to use?

		A01 この言語は使用しない  I don't speak this language	A02 単語レベルの理解や話ができるレベル  Very basic understanding of words and conversation.	A03 が理解でき、話ができるレベル  Can understand and express short phrases in daily life.	A04 日常的な事柄なら、議論に参加できるレベル  Can join in discussions on every day matters.	A05 専門分野に関する事柄なら、議論に参加できるレベル  Can join in discussions relating to my major.	A06 現や長い文章が理解できるレベル  Have a high level of understanding and the ability to express myself on a variety of topics and can understand long passages.	A07 母語または母語レベル  Native language or native level	Grand Total
日本語 Japanese	Domes tic	3 (0.6%)	2 (0.4%)	4 (0.8%)	4 (0.8%)	3 (0.6%)	3 (0.6%)	468 (96.1%)	487 (100.0%)
	Interna tional		7 (3.3%)	31 (14.7%)	57 (27.0%)	40 (19.0%)	65 (30.8%)	11 (5.2%)	211 (100.0%)
	Total	3 (0.4%)	9 (1.3%)	35 (5.0%)	61 (8.7%)	43 (6.2%)	68 (9.7%)	479 (68.6%)	698 (100.0%)
英語 English	Domes tic	4 (0.8%)	18 (3.7%)	99 (20.3%)	215 (44.1%)	90 (18.5%)	47 (9.7%)	14 (2.9%)	487 (100.0%)
	Interna tional			11 (5.2%)	14 (6.6%)	21 (10.0%)	96 (45.5%)	69 (32.7%)	211 (100.0%)
	Total	4 (0.6%)	18 (2.6%)	110 (15.8%)	229 (32.8%)	111 (15.9%)	143 (20.5%)	83 (11.9%)	698 (100.0%)
中国語 Chinese	Domes tic	369 (75.8%)	78 (16.0%)	19 (3.9%)	13 (2.7%)	5 (1.0%)		3 (0.6%)	487 (100.0%)
	Interna tional	119 (56.4%)	42 (19.9%)	13 (6.2%)	9 (4.3%)	4 (1.9%)	5 (2.4%)	19 (9.0%)	211 (100.0%)
	Total	488 (69.9%)	120 (17.2%)	32 (4.6%)	22 (3.2%)	9 (1.3%)	5 (0.7%)	22 (3.2%)	698 (100.0%)
韓国語 Korean	Domes tic	334 (68.6%)	82 (16.8%)	41 (8.4%)	15 (3.1%)	6 (1.2%)	4 (0.8%)	5 (1.0%)	487 (100.0%)
	Interna tional	116 (55.0%)	34 (16.1%)	18 (8.5%)	3 (1.4%)	1 (0.5%)		39 (18.5%)	211 (100.0%)
	Total	450 (64.5%)	116 (16.6%)	59 (8.5%)	18 (2.6%)	7 (1.0%)	4 (0.6%)	44 (6.3%)	698 (100.0%)
マレー語・インドネシア語 Malay-Indonesian	Domes tic	456 (93.6%)	17 (3.5%)	8 (1.6%)	4 (0.8%)			2 (0.4%)	487 (100.0%)
	Interna tional	170 (80.6%)	16 (7.6%)	5 (2.4%)	2 (0.9%)	1 (0.5%)	1 (0.5%)	16 (7.6%)	211 (100.0%)
	Total	626 (89.7%)	33 (4.7%)	13 (1.9%)	6 (0.9%)	1 (0.1%)	1 (0.1%)	18 (2.6%)	698 (100.0%)
スペイン語 Spanish	Domes tic	437 (89.7%)	28 (5.7%)	10 (2.1%)	8 (1.6%)	2 (0.4%)	1 (0.2%)	1 (0.2%)	487 (100.0%)
	Interna tional	168 (79.6%)	28 (13.3%)	8 (3.8%)	4 (1.9%)		1 (0.5%)	2 (0.9%)	211 (100.0%)
	Total	605 (86.7%)	56 (8.0%)	18 (2.6%)	12 (1.7%)	2 (0.3%)	2 (0.3%)	3 (0.4%)	698 (100.0%)
タイ語 Thai	Domes tic	432 (88.7%)	41 (8.4%)	12 (2.5%)	1 (0.2%)			1 (0.2%)	487 (100.0%)
	Interna tional	146 (69.2%)	13 (6.2%)	4 (1.9%)	1 (0.5%)			47 (22.3%)	211 (100.0%)
	Total	578 (82.8%)	54 (7.7%)	16 (2.3%)	2 (0.3%)			48 (6.9%)	698 (100.0%)
ベトナム語 Vietnamese	Domes tic	445 (91.4%)	24 (4.9%)	13 (2.7%)	2 (0.4%)	1 (0.2%)		2 (0.4%)	487 (100.0%)
	Interna tional	163 (77.3%)	19 (9.0%)	5 (2.4%)	4 (1.9%)			20 (9.5%)	211 (100.0%)
	Total	608 (87.1%)	43 (6.2%)	18 (2.6%)	6 (0.9%)	1 (0.1%)		22 (3.2%)	698 (100.0%)
その他 Other Language	Domes tic	448 (92.0%)	19 (3.9%)	8 (1.6%)	4 (0.8%)	2 (0.4%)	2 (0.4%)	4 (0.8%)	487 (100.0%)
	Interna tional	157 (74.4%)	13 (6.2%)	7 (3.3%)	8 (3.8%)	3 (1.4%)	2 (0.9%)	21 (10.0%)	211 (100.0%)
	Total	605 (86.7%)	32 (4.6%)	15 (2.1%)	12 (1.7%)	5 (0.7%)	4 (0.6%)	25 (3.6%)	698 (100.0%)
<b>Grand Total</b>		<b>3,967 (63.1%)</b>	<b>481 (7.7%)</b>	<b>316 (5.0%)</b>	<b>368 (5.9%)</b>	<b>179 (2.8%)</b>	<b>227 (3.6%)</b>	<b>744 (11.8%)</b>	<b>6,282 (100.0%)</b>

# Language 2/2

A01:Don't speak << Language >> A07:Native

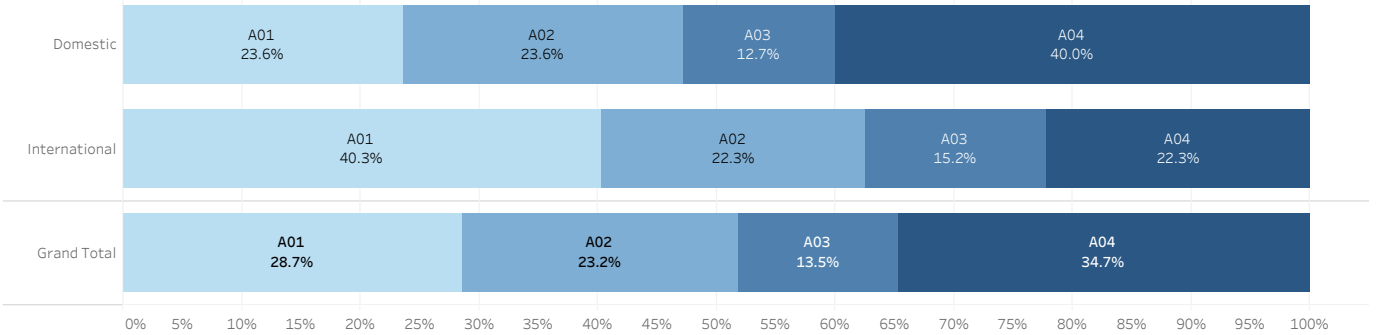




## Overseas

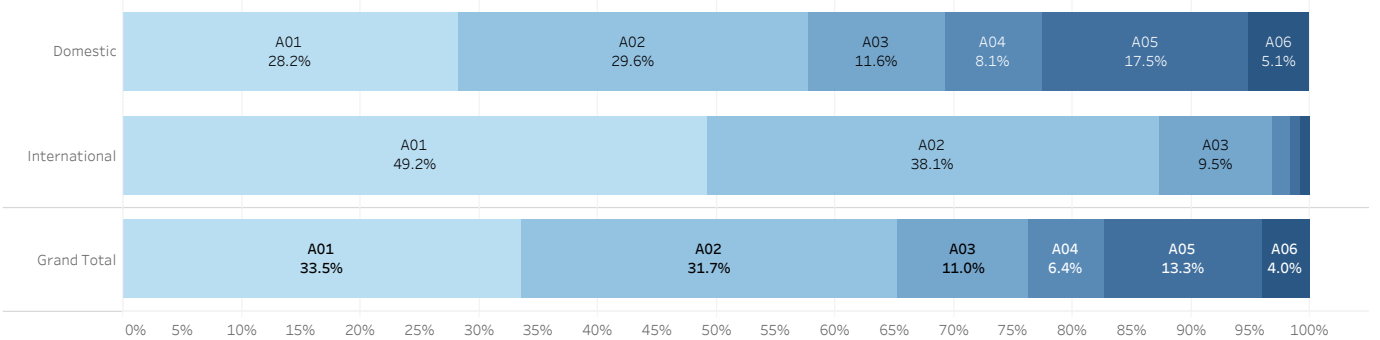
Q.APU在学中、大学が提供するプログラム以外で海外への渡航経験はありますか。(休学期間中や休暇中等) / Did you travel outside of Japan while you were at APU?  
Examples include holiday travel and internships. Do NOT include programs offered by the University.

	A01 いいえ No	A02 はい(1カ国) Yes (1 country)	A03 はい(2カ国) Yes (2 countries)	A04 はい(3カ国以上) Yes (3 countries or more)	Grand Total
Domestic	115 (23.6%)	115 (23.6%)	62 (12.7%)	195 (40.0%)	487 (100.0%)
International	85 (40.3%)	47 (22.3%)	32 (15.2%)	47 (22.3%)	211 (100.0%)
Grand Total	200 (28.7%)	162 (23.2%)	94 (13.5%)	242 (34.7%)	698 (100.0%)



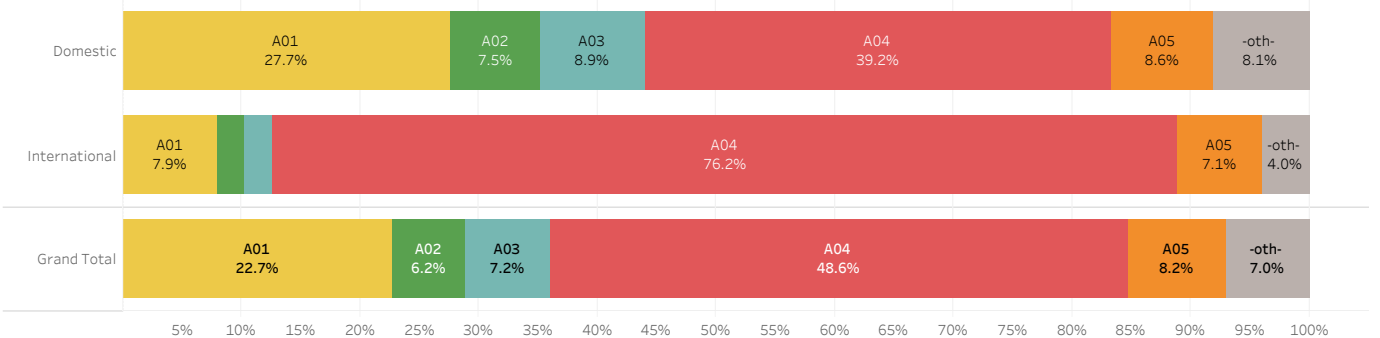
### [海外にいた期間 / Duration] ※複数回答合算 / Multiple answers combined

	A01 1週間以内 Less than a week	A02 1ヶ月以内 Less than a month	A03 3ヶ月以内 Less than three months	A04 6ヶ月以内 Less than six months	A05 1年以内 Less than a year	A06 1年以上 One year or more	Grand Total
Domestic	105 (28.2%)	110 (29.6%)	43 (11.6%)	30 (8.1%)	65 (17.5%)	19 (5.1%)	372 (100.0%)
International	62 (49.2%)	48 (38.1%)	12 (9.5%)	2 (1.6%)	1 (0.8%)	1 (0.8%)	126 (100.0%)
Grand Total	167 (33.5%)	158 (31.7%)	55 (11.0%)	32 (6.4%)	66 (13.3%)	20 (4.0%)	498 (100.0%)



### [海外渡航の目的 / Purpose] ※複数回答合算 / Multiple answers combined

	A01 語学研修 Language study	A02 インターンシップ Internship	A03 ワーキングホリデー Working holiday	A04 旅行 Trip	A05 ボランティア Volunteer	-oth- その他 Other	Grand Total
Domestic	103 (27.7%)	28 (7.5%)	33 (8.9%)	146 (39.2%)	32 (8.6%)	30 (8.1%)	372 (100.0%)
International	10 (7.9%)	3 (2.4%)	3 (2.4%)	96 (76.2%)	9 (7.1%)	5 (4.0%)	126 (100.0%)
Grand Total	113 (22.7%)	31 (6.2%)	36 (7.2%)	242 (48.6%)	41 (8.2%)	35 (7.0%)	498 (100.0%)



# English Score

Q. 以下の英語テストについて、在学期間中の最高スコアを書いてください(受験していなければ " 0" を入力) / If you have taken the following English tests while enrolled at APU, what was your highest score? (Enter "0" if you have not taken any of these tests.)

※十分な英語力を認められた学生は、英語検定の受講義務が無い。 / Students with sufficient English proficiency are not required to attend an English proficiency test.

## TOEFL-ITP (310-677)

	TOEFL-ITP (a written test)		Grand Total
	Domestic	International	
310+	4 0.8%		4 0.6%
400+	153 31.4%	6 2.8%	159 22.8%
500+	172 35.3%	10 4.7%	182 26.1%
600+	7 1.4%		7 1.0%
No Score / Invalid Score	151 31.0%	195 92.4%	346 49.6%
Grand Total	487 100.0%	211 100.0%	698 100.0%

## TOEFL-iBT (0-120)

	TOEFL-iBT (on the computer)		Grand Total
	Domestic	International	
40+	2 0.4%		2 0.3%
60+	3 0.6%		3 0.4%
80+	9 1.8%	6 2.8%	15 2.1%
100+	2 0.4%	7 3.3%	9 1.3%
No Score / Invalid Score	471 96.7%	198 93.8%	669 95.8%
Grand Total	487 100.0%	211 100.0%	698 100.0%

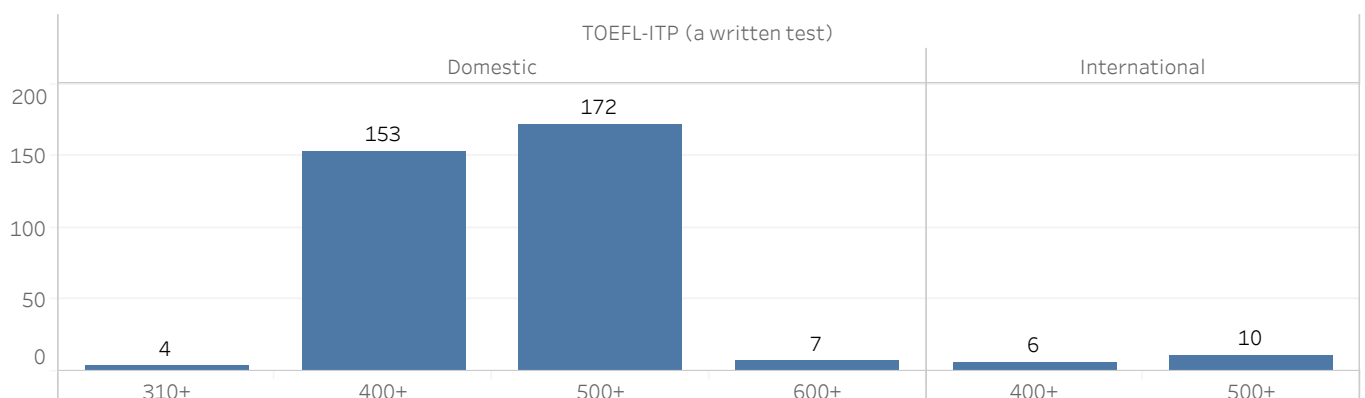
## TOEIC-IP (10-990)

	TOEIC		Grand Total
	Domestic	International	
300-	1 0.2%	1 0.5%	2 0.3%
400+	23 4.7%		23 3.3%
540+	113 23.2%	12 5.7%	125 17.9%
750+	119 24.4%	31 14.7%	150 21.5%
900+	28 5.7%	26 12.3%	54 7.7%
No Score / Invalid Score	203 41.7%	141 66.8%	344 49.3%
Grand Total	487 100.0%	211 100.0%	698 100.0%

## IELTS (1-9)

	IELTS		Grand Total
	Domestic	International	
5-	1 0.2%		1 0.1%
5+	24 4.9%	1 0.5%	25 3.6%
6+	31 6.4%	16 7.6%	47 6.7%
7+	9 1.8%	23 10.9%	32 4.6%
8+	2 0.4%	12 5.7%	14 2.0%
No Score / Invalid Score	420 86.2%	159 75.4%	579 83.0%
Grand Total	487 100.0%	211 100.0%	698 100.0%

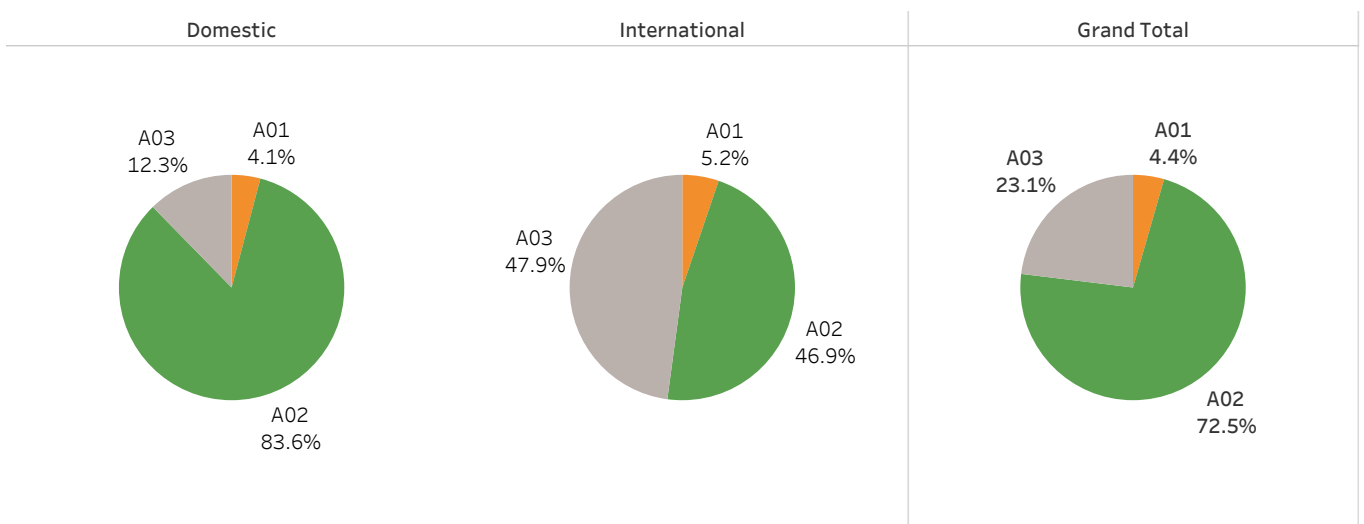
## TOEFL-ITP



# Career Path after graduation

Q. あなたの進路に関して/ Please tell us about your future plans. Have you decided on your career path, job, or further education?

		Domestic	International	Grand Total
A01	(a)進学決定済み (a) I have been accepted to a graduate or other program	20 4.1%	11 5.2%	31 4.4%
A02	(b)就職決定済み (b) I have secured employment	407 83.6%	99 46.9%	506 72.5%
A03	(c)進路未定 (c) Not confirmed/undecided	60 12.3%	101 47.9%	161 23.1%
Grand Total		487 100.0%	211 100.0%	698 100.0%



Q. (c)進路未決定の方へ/ (c) If your plans are not yet confirmed or if you are undecided:

		Domestic	International	Grand Total
A01	在学中に日本での就職活動をし、日本での就職活動継続予定 I looked for a job in Japan while enrolled, and will continue job hunting in Japan.	37 61.7%	24 23.8%	61 37.9%
A02	卒業後に日本以外の国で就職活動予定 I will look for a job in a country other than Japan after graduation.	18 30.0%	56 55.4%	74 46.0%
A03	日本の大学院などに進学受験中 I have applied to graduate school(s) in Japan.	1 1.7%	6 5.9%	7 4.3%
A04	日本以外の大学院などに進学受験中 I have applied to graduate school(s) in a country other than Japan.	4 6.7%	12 11.9%	16 9.9%
A05	日本と日本以外、両方の大学院などに進学受験中 I have applied to graduate school(s) in Japan and other countries.		3 3.0%	3 1.9%
Grand Total		60 100.0%	101 100.0%	161 100.0%

