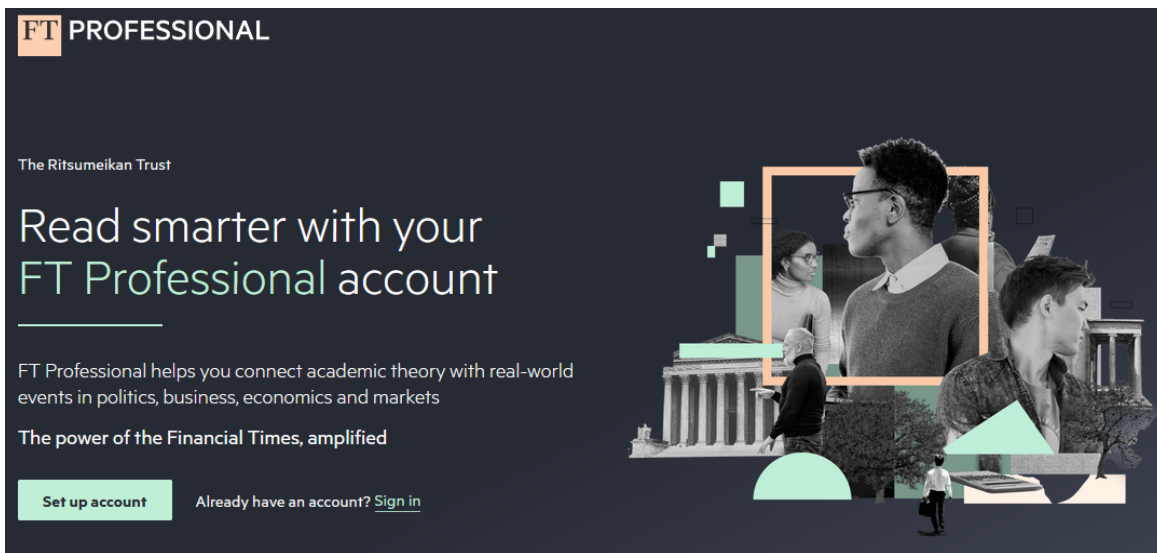


Financial Times Subscription for the 2026 Fiscal Year (Including renewals from the 2025 fiscal year)

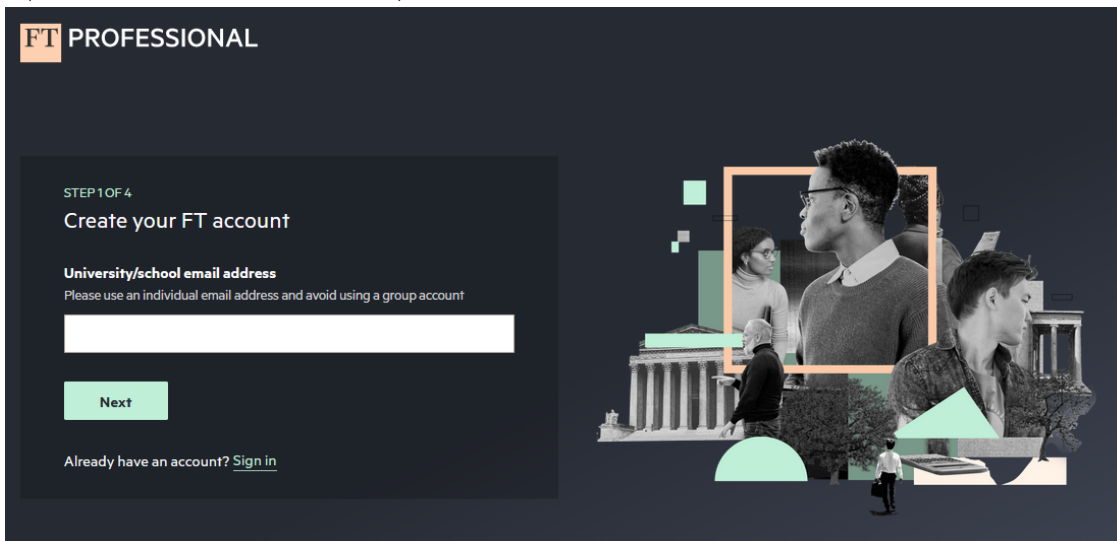
2026.3.30 UP DATE

1) Go to the following URL
ft.com/Ritsumeikan/signup

2) Click “Set up account” on the screen below



3) Register the email address issued by and currently used by the university
(other addresses are invalid)



4) Enter the code sent to your email address (time limit applies)

FT PROFESSIONAL

STEP 2 OF 4

Verify your FT account

We've sent a verification code to **d-lib@st.ritsumei.ac.jp**.

To continue, enter the code here:

You can request another email in **02:54**

5) Register each item

FT PROFESSIONAL

STEP 3 OF 4

Add your details

University/school email address

Password
Use 6 or more characters with a mix of letters, numbers & symbols

Show password

First name

Last name

Year of birth (YYYY)
This information helps us shape content experiences that resonate with our customers, while also tailoring offers, advertising and experiences

Country of residence

Phone number Optional
This is so we can contact you if you report any technical difficulties

For more information about how we use your data, please refer to our [privacy](#) and [cookie](#) policies.

Contact preferences
Choose how you want us to contact you, you can change your preferences at any time

Top stories, recommended reads and features
Get the most from the Financial Times with personalised special reports, recommended reads and latest feature announcements

Email Phone

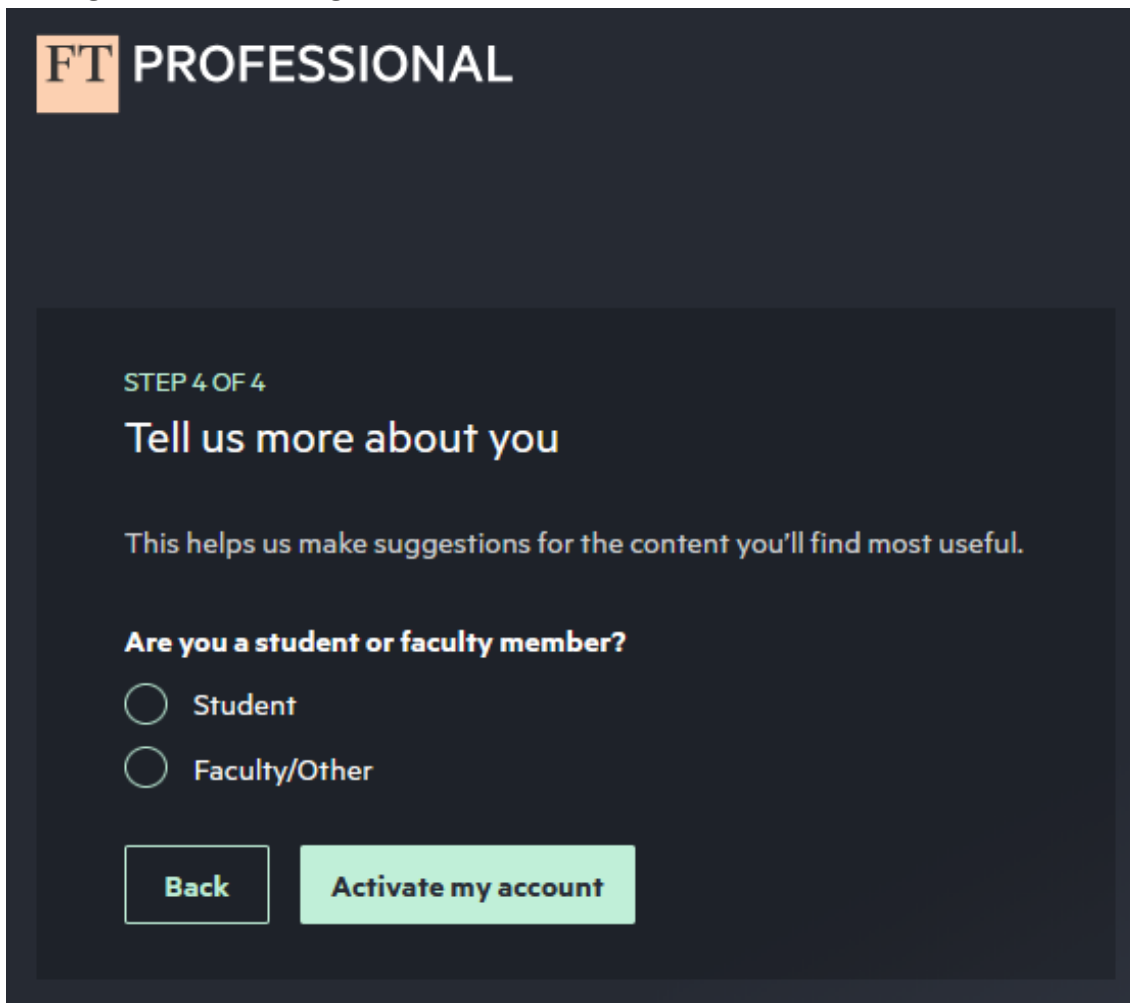
Exclusive invitations and offers from the FT
Receive exclusive personalised training and event invitations, carefully-curated offers and promotions from The Financial Times

Email Phone

We'll still send you service messages about your account, including security and legal notifications

I confirm that I'm 16 or older and have read and agree to the full [Terms & Conditions](#)

6) Register the following items



The image shows a dark-themed registration form for FT Professional. At the top left is the FT logo (the letters 'FT' in white on an orange square) followed by the word 'PROFESSIONAL' in white. Below this, the text 'STEP 4 OF 4' is displayed in a light grey font. The main heading is 'Tell us more about you' in white. A sub-heading reads 'This helps us make suggestions for the content you'll find most useful.' Below this is the question 'Are you a student or faculty member?' in white. There are two radio button options: 'Student' and 'Faculty/Other', both with unselected radio buttons. At the bottom, there are two buttons: a white 'Back' button with a black border and a solid green 'Activate my account' button.

7) If “Active” is displayed, registration is complete (you can view the article)
A survey may appear from this point onward.

That's all