

Reinstatement or Readmission : Visa Application

Applying for a Certificate of Eligibility (COE)

- The Student Status Section in the Student Office sends the reinstatement or readmission documents.
- The Visa team in the Student Office sends a message about applying for a COE **by APU e-mail**. You will apply for your COE via an online application system.

Prepare the documents to be submitted

Send reinstatement or readmission documents to the Student Office by post.

Reinstatement or
Readmission Granted

Visa Application
Process

If your application is accepted, the Student Office will send the reinstatement or readmission notice and other documents to the address you provided on the address label.

The Visa Team in the Student Office checks your COE application then submits it to the Immigration Bureau.

The Visa Team in the Student Office sends back the COE issued by the Immigration Bureau by email.
(Late August or early March)

Receive reinstatement or readmission notification, etc.

Follow the instructions in the email when you receive your COE from the Student Office. Go to the Embassy (or Consulate) of Japan in your home country and apply for a student visa.

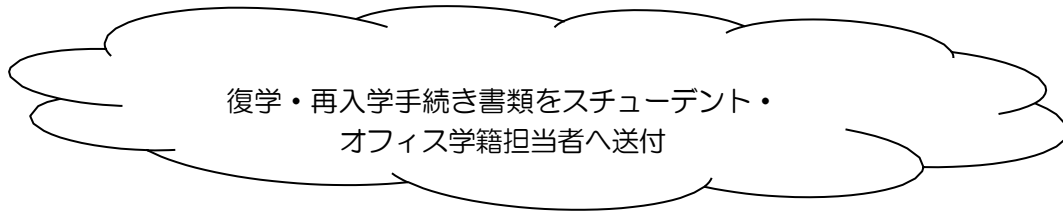

Receive your student visa when it is ready.

Students must look for housing on their own.
For help with housing, please contact:
Creotech APU Office
Phone: 0977-78-1158
Email: creotech@apu.ac.jp

復学・再入学：VISA 取得のフロー

※Application for Certificate of Eligibility: COE

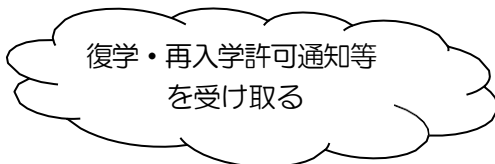
• スチューデント・オフィス学籍担当者が
復学・再入学書類等を送付
• ビザ担当者より COE 申請についてメールを送信
(COE申請はオンラインシステムを用いて行います)



《復学・再入学許可》



審査の結果、許可された場合、スチュー
デント・オフィス学籍担当者が許可通
知やその他書類を送付
(住所ラベルに記載された住所)



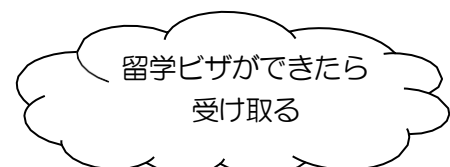
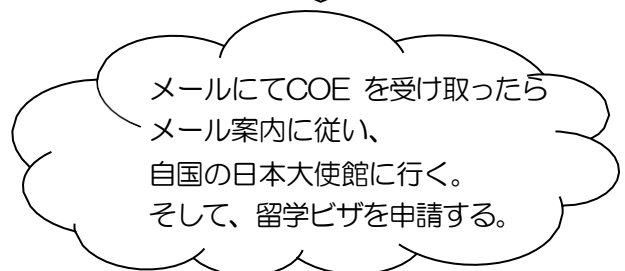
《VISA 取得》



スチューデント・オフィス VISA 担当者が
COE 申請書をチェックし、入管に提出



スチューデント・オフィス VISA 担当者が
入管から発行された COE を送付
*メールにて送付します。
(8月下旬または 3月初旬)



※各自で住宅を探してください。
住宅については、下記に問い合わせてください。
株式会社クレオテック APU オフィス
Phone: 0977-78-1158
Email: creotech@apu.ac.jp